

Contents

Investments	PAGE 3
Gypsums	17
Articulators	33
Equipment	47
Furnaces	65
Lab Supplies	69
Teaching Aids	81

Alphabetical Index

	PAGE		PAGE		PAGE
Alminax Bite Registration Wax	45	Green Envy	77	Prima-Rock	22
AquaSpense™ Liquid Dispenser	49	Gyp-Strip	77	ProCheck Calibration Check Device	68
AquaSpense™ SL Liquid Dispenser	49	Gypsum Hardener	77	Pro 200 Furnace	66
Ardent Articulating Paper,		Gypsum Physical Properties	19	Pro Press 200 Furnace	66
Film and Accessories	46	Hard Rock	21	PSA Disc – 12"	58
Armor Shine – Paint-on Model Gloss	76	Heavy Duty Vibrator	63	Pumice	30
Articulator Accessories	42	Hi-Heat	16	Pumice Preppies™	31
Articulator – Model 2240	35	Hi-Temp	10	Quick Lock Toggle Assembly	45
Articulator – Model 2340	35	High-Efficiency Vacuum Pump	68	QuickMount Face-Bows	40
Articulator – Model 3040	36	Incisal Block, Dovetail – #8533	42	QuickMount Magnetic System™	41
Articulator – Model 3140	36	Incisal Guide, Adjustable – #2460	42	QuickMount Magnetic Transfer Base	
Articulator – Model 4640	37	InstaMount Mechanical Mounting System	43	Assembly – #9176Q	44
Articulator – Model 4641	37	Instructional Materials	83	QuickMount Magnetic Transfer Base	
Articulator – Model 8500	38	InStep Blockout Wax - Red	72	Assembly for Hanau 2 Pin Articulators	44
Beauty-Cast	14	InStep Carving Wax - Beige	73	QuickMount Transfer Base	
Bench Stand – Combination Unit or		InStep Carving Wax - Grey	73	Assembly – #9176A	44
Vacuum Power Mixer Plus	54	InStep Dipping Wax - Blue	73	Quickstone Laboratory Stone	26
Bite Fork – #8609	45	InStep Die Lube	73	Refractory Investments	13
Bitestone	28	Investment Liquid Required	5	Remounting Jig – #8575	42
Blue Wonder™ Diamond Wheel	58	Jade Stone	22	Remounting Jig – #8579, QuickMount	42
Carrying Case – #8780B, Articulators	43	Laboratory Plaster	28	ResinRock	20
Casting Accessories	80	LeanRock™	23	ResinRock XL5	20
Casting Rings and Formers	71	LeanRock XL5	23	Ringless Casting System	70
Casting Waxes	74	Learn-A-Prep II	82	Ring Liner (Non-Asbestos, Cellulose)	80
Cera-Fina	9	Life-Like Presentation Wax	74	Sediment Tray, Plastic	58
Ceramigold®	11	Liquids for Models and Dies	76	Silky-Rock	21
Combination Unit	51	Lubritex No. 12 – Die Lubricant	76	Silver Calibration Kit	68
Conversion Kit, Model Trimmer	58	MainStay	79	Smoothex – Debubbling Solution	76
Conversion Package, Face-Bows –		MainStay II	79	Snap-Stone	25
Indirect Mounting	44	Mannequin Learn-A-Prep II	82	Soldering Investment	16
Cristobalite	15	Microstone	26	Special Liquid Concentrate	80
Dazzle PS	30	Model Glow – Model Soap	77	Special Liquid Concentrate - Plus	80
Dovetail Incisal Block – #8533	42	Model Trimmer – 3/4 HP Wet Model	57	Splash Shield	58
Drive Nuts and Chucks, Vac-U-Mixer	52	Model Trimmers – 10" and 12"	55	Sticky Waxes	74
Face-Bow Accessories	44	Model Trimmer – 12" Orthodontic	56	Teaching Aids	82
Face-Bow Adaptor – #9186	44	Model Trimmer Accessories	58	Universal Tote Bag	43
Face-Bow Fork for		Model Trimmer Wheels	58	Vac-U-Care Maintenance Kit	54
Quick Lock Toggle – #9659	45	Mounting Plaster	29	Vac-U-Mixer	52
Face-Bow Fork, Offset – #8631	45	Mounting Plate, Plastic – #8580B	42	Vac-U-Mixer – Replacement Parts	53
Face-Bow Fork Support – #8585	44	Mounting Plate, Standard – #8580	42	Vac-U-Spat	52
Face-Bow Fork Support – #8587	44	Mounting Stone	29	Vac-U-Timer	54
Face-Bow Fork Support – QuickMount	44	Novocast	15	Vacuum Mixing Accessories	54
Face-Bow Offset Fork for		Occlusal Stand Assembly – #2224Q	43	Vacuum Mixing and Investing	
Quick Lock Toggle – #9661	45	Orthodontic Plaster	27	Vacuum Power Mixer Plus	51
Face-Bows – Indirect Mounting	39	Orthodontic Stone	27	V.H.T. Industrial Investment	13
Face-Bows – QuickMount Model 8645	40	Orthodontic Work Table	58	Vibrators	63
FastFire 15	7	Ortho Vacuum Power Mixer Plus	51	Video Cassette Series	84
FireLite Porcelain Furnace	67	Pattern Painters, Double End	80	VPM2 Vacuum Mixing Unit	50
FlowStone	24	P.D.Q. Hardener	78	Water Bath	64
FlowStone FS	24	P.D.Q. Kit – Prep Dies Quickly	78	Water Graduates	80
Foilecote – Liquid Foil Substitute	76	P.D.Q. Lubricant	78	Water Spray Attachment	58
Formula 1	6	P.D.Q. Spacer	78	Water Valve, Electric	58
Furnaces – Accessories	68	P.D.Q. Thinner	78	Wax Carving Shapes	82
Gator Die Lube	76	Polyvest Refractory Die Material	13	Waxes	74
Gator Wax	75	PowerCast®	8	X-20 Chrome	12
General Purpose Vibrator	63			X-20 Speed	12



INVESTMENTS



Whip Mix Investments

The Most Complete Line In The Dental Industry

Whip Mix Investments are divided into two categories according to their bonding systems: Phosphate and Gypsum. Within these systems you will find a wide variety of investments for general purposes, as well as for specific uses and techniques. Individual descriptions herein will enable you to choose those best fitting your requirements.

Phosphate investments are especially intended for use with high-fusing precious and non-precious alloys as they will withstand burnout as high as 1,000° C/1,800° F. They possess high strength and high expansion. A special liquid is used with most of these investments to help impart these qualities, as well as to enable the user to vary the expansions for different alloys by proper dilution with water.

Gypsum investments, because of their temperature limitation, are restricted to use with metal alloys in the low-fusing range below 1,080° C/1,975° F. Some gypsum investments may be used hygroscopically, others with a high heat burnout of 650° C/1,200° F maximum and a few with either technique.

Physical Properties

This latest edition of the Whip Mix Products Directory provides detailed Physical Properties for our many investments. Use them as a guide in selecting the material most appropriate for your needs.

ISO 9694 for phosphate investments requires that all testing be done according to manufacturer's recommended mixing directions. This is how the properties listed here have been determined. Phosphate investments may vary widely in their handling properties due to variations in temperature, humidity, mixing time, mixing equipment and investment age. The physical properties reported are typical, recorded from samples prepared from mixes at 27° C/80° F when mixed under slow-speed mixing.

Gypsum investments are covered by ISO 7490, whose tests have been used to determine their physical properties. It should be noted that specification tests are principally for conformance and uniformity, and the figures listed, especially for expansion, do not necessarily predict the actual compensation (casting fit) obtainable. Whip Mix uses its own performance test to ensure reliability in actual use. Some investments of a more specialized nature, such as Jewelry Investment, the Soldering Investments, etc., are not covered by any ISO Specification.

Following is a brief list of the Physical Properties:

Consistency

The ratio of water (or special liquid) in milliliters per 100 grams of powder. The figures listed are generally recommended for practical use; the individual product brochure indicates how more or less liquid affects the casting fit.

Working Time

These figures denote the actual time available for handling the material after spatulation and before it thickens and becomes unusable. The range in values is dependent on investment age, temperature, mixing time, etc.

Ready for Burnout

The minimum time the investment should be allowed to set before burnout is started.

Setting Expansion

The relatively free expansion in air as determined by the ISO method. It does not reflect the restraint imposed by the casting ring, impression material, etc.

Hygroscopic Expansion

Determined by the ISO method, it is the investment's expansion under water. The water is maintained at 38° C/100° F and the specimen is submerged immediately after investing.

Thermal Expansion

ISO method determination of the effective expansion of the investment when raised to the temperature shown.

Compressive Strength

The 'green' strength of the investment is determined after the material has set for one or two hours at room temperature and 100% relative humidity.

Warning

Phosphate investments are incompatible with gypsum materials. Even a small amount of investment can seriously retard or prevent the setting of gypsum materials. Therefore, a separate bowl should be used to mix phosphate investments.

Properties of investments are subject to change due to moisture absorption and abrupt temperature changes. They should be stored in a dry, cool place, preferably at room temperature. Containers should be kept sealed at all times.

Investment packed in bulk quantities should not be overstocked; a reasonable stock would be a six months' supply. However, the preweighed envelopes extend this period considerably because of the moisture-proof properties of the envelope.

All Whip Mix investment cartons bear two dates: one is the month, day and year of manufacture and the other is the warranted shelf life of the material.

Liquid Requirement

For Phosphate Investments

ITEM #	PRODUCT	TYPE OF LIQUID REQUIRED	QTY 340 ML REQ'D	QTY LITER REQ'D
05134	Cerafina 144x60g	SLC		2
05142	Cerafina 144x90g	SLC		3
05096	Cerafina 9 kg - 20#	SLC		2
00362	Ceramigold 11 kg	SLC	1	1
00427	Ceramigold 144x60g	SLC	1	1
00435	Ceramigold 144x90g	SLC		2
38142	FastFire 15 100x90g	FastFire	1	2
38134	FastFire 15 150x60g	FastFire	1	2
38081	FastFire 15 9 kg	FastFire	1	2
38089	Fastfire 15 Inv 25x60g	FastFire	1	
38097	Fastfire 15 Inv 25x90g	FastFire	2	
38171	Formula 1 100x100g	SLC Plus		2
38170	Formula 1 150x60g	SLC Plus		2
38172	Formula 1 25 kg	SLC Plus		5
38148	Formula 1 40x150g	SLC Plus		1
38173	Formula 1 4x2.5 kg	SLC Plus		2
38152	Formula 1 50x100g	SLC Plus		1
38151	Formula 1 50x60g	SLC Plus	2	
00478	Hi Temp 11 kg	SLC	1	1
00663	Hi Temp 144x60g	SLC	1	1
00671	Hi Temp 144x90g	SLC		2
38183	PC 15 100x100g	FastFire	1	2
38176	PC 15 Inv 25x100g	FastFire	2	
24930	Polyvest Inv 24x60g	SLC Plus	1	
32875	Powercast 100x90g	SLC Plus		2
32825	Powercast 150x60g	SLC Plus		2
32795	Powercast 9 kg	SLC Plus		2
18474	VHT Inv 24x60g	SLC	1	
33295	X20 Chrome 22kg	SLC		1
33762	X20 Speed 25kg	SLC		1

SLC = Special Liquid Concentrate

SLC Plus = Special Liquid Concentrate - Plus (replaces High Expansion Liquid)

Formula 1

Universal Investment for All Alloys and Pressable Ceramics



This high-performance, universal investment works equally well for all alloys and pressable ceramics. Its wide expansion range allows the technician to achieve optimal fit for a variety of materials. The robust bimodal nature of Formula 1 strengthens molds and promotes easier devesting when working on more fragile materials such as all-ceramic restorations. Using only a 15-minute benchset and 30-minute burnout, Formula 1 reduces processing time and increases lab productivity.

Features:

- One investment for both crown and bridge alloys and pressable ceramics reduces inventory
- Wide expansion range
- Fluid consistency promotes ease of investing and smooth surface
- Advanced hybrid formula strengthens molds and devests easily
- Rapid and standard burnout capabilities require no change in laboratory routines
- 15 minute benchset reduces processing time

Physical Properties

Liquid*/Powder Ratio	22 mL/100 g
Working Time	6–8 minutes
Setting Expansion	1.6%
Thermal Expansion	0.65%
Compressive Strength, Wet	1,350 psi (9.2 MPa)

*Measured at 100% liquid concentration.

Recommended Liquid: Special Liquid Concentrate – Plus (Sold Separately)

Item No. Description

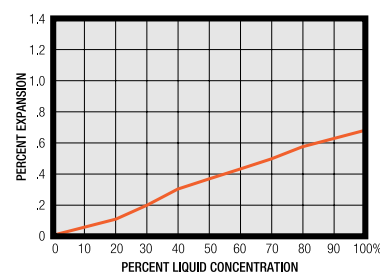
38173	4 - 2.5 kg Package
	Prewriteghed Envelopes
38170	150-60 g Package
38171	100-100 g Package
38151	50-60 g Package
38152	50-100 g Package
38148	40-150 g Package

Item No. Description

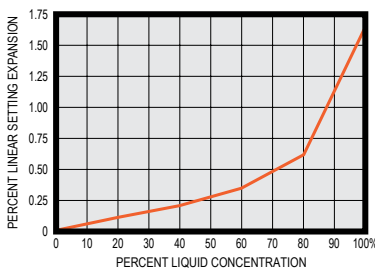
	Special Liquid Concentrate – Plus (Keep from freezing)
38122	340 mL (12 oz.) Bottle
38127	1 Liter (34 oz.) Bottle
38125	6pk - 340 mL (12 oz.) Bottles
38130	6pk - 1 Liter (34 oz.) Bottles



Thermal Expansion



Setting Expansion



FastFire 15

Universal Phosphate Investment for All Crown and Bridge Alloys



Physical Properties

Liquid*/Powder Ratio	27 mL/100 g
Working Time	7-9 minutes
Setting Expansion	1.0%
Thermal Expansion	1.0%
Compressive Strength, Wet	500 psi (3.4 MPa)

*Measured at 100% liquid concentration.

Recommended Liquid: FastFire Liquid
(Sold Separately)

Item No. Description

38081	9 kg (20 lb.) Carton
Premeighed Envelopes - Liquid Required	
38089	25 - 60 g Package
38097	25 - 90 g Package
38134	150 - 60 g Package
38142	100 - 90 g Package

FastFire Liquid (Freeze Stable)

38166	340 mL (12 oz.) Bottle
38161	1 Liter (34 oz.) Bottle
38165	6pk - 340 mL (12 oz.) Bottles
38164	6pk - 1 Liter (34 oz.) Bottles

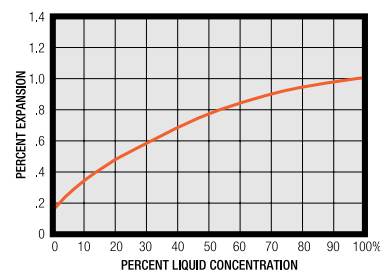


FastFire 15 is a fine-grain phosphate investment which requires only a 15-minute benchset before placing molds into a hot oven for rapid burnout. It produces accurate, smooth castings using either the ringless or metal ring technique. Optimum fit is achieved for all crown and bridge alloys through dilution of the freeze stable FastFire Liquid.

Features:

- Produces castings in less than one hour
- FastFire Liquid allows year round, problem-free shipping and controlled expansion
- Reliable performance using many casting techniques and alloys
- Exceptionally smooth, accurate castings

Thermal Expansion



Benchset 15 minutes



Burnout at maximum temperature
30 minutes



Castings ready for finishing in less
than one hour

PowerCast®

A New Breed of Investment that's Rapid, Reliable and Ringless



Physical Properties

Liquid*/Powder Ratio	23 mL/100 g
Working Time	8–9 minutes
Setting Expansion	0.8%
Thermal Expansion	1.0%
Compressive Strength, Wet	700 psi (5 MPa)

*Suggested concentration of SPECIAL LIQUID CONCENTRATE - PLUS is 80% (4 parts liquid to 1 part water).

Recommended Liquid: Special Liquid Concentrate – Plus
(Sold Separately)

Item No. Description

32795	9 kg (20 lb.) Carton
	Prewriteghed Envelopes
32825	150 - 60 g Package
32875	100 - 90 g Package

Special Liquid Concentrate - Plus (Keep from freezing)

38122	340 mL (12 oz.) Bottle
38127	1 Liter (34 oz.) Bottle
38125	6pk - 340 mL (12 oz.) Bottles
38130	6pk - 1 Liter (34 oz.) Bottles

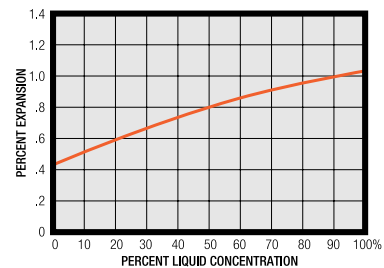


A carbon-free, fine-grain, phosphate-bonded investment for casting crown and bridge and ceramic alloys. This versatile, all-purpose investment has been specially formulated to use with a rapid burnout technique. It can be used both with a metal ring and a ringless technique without cracking. Special Liquid Concentrate – Plus provides the high expansion especially needed for non-precious alloys and can be diluted as needed for other alloys.

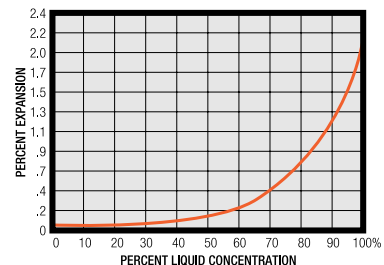
Features:

- Crack-resistant and tolerant to rapid temperature rise
- Can be used both with ring or ringless technique
- Easy breakout for faster cleanup
- Smooth, accurate castings reduce finishing time

Thermal Expansion



Setting Expansion



U.S. Patent No. 5,559,063

Cera-Fina

Carbon-Free, Fine-Grained Investment for High-Fusing Alloys



Physical Properties

Liquid*/Powder Ratio	24 mL/100 g
Working Time	8–10 minutes
Setting Expansion	0.25%
Thermal Expansion	1.3%
Compressive Strength, Wet	600 psi (4 MPa)

*Suggested concentration of SPECIAL LIQUID CONCENTRATE is 75% (3 parts liquid to 1 part water).

Recommended Liquid: Special Liquid Concentrate
(Sold Separately)

Item No. Description

05096	9 kg (20 lb.) Carton
Prewriteghed Envelopes	
05134	144 - 60 g Package
05142	144 - 90 g Package

Special Liquid Concentrate

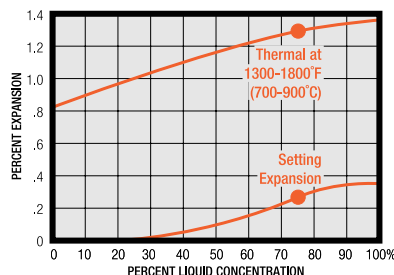
02135	340 mL (12 oz.) Bottle
02194	1 Liter (34 oz.) Bottle
02130	6pk - 340 mL (12 oz.) Bottles
02190	6pk - 1 Liter (34 oz.) Bottles



Cera-Fina is a carbon-free phosphate investment developed for professionals who demand a more finely grained investment. It is designed for use with all classes of casting alloys: precious, semiprecious, and non-precious.

Features:

- Extremely fine texture results in accurate castings with very smooth surfaces
- Extended working time, as much as 10 minutes, allows the investing of multiple flasks
- Absence of carbon assures compatibility with all casting alloys, especially Palladium and non-precious
- Increased liquid to powder ratio yields a creamier mix and allows better flow, resulting in bubble-free castings



Hi-Temp

Carbon-Free Investment for High-Fusing Alloys



Physical Properties

Liquid*/Powder Ratio	16 mL/100 g
Working Time	7–8 minutes
Setting Expansion	0.7%
Thermal Expansion	1.2%
Compressive Strength, Wet	1,500 psi (10 MPa)

*Suggested concentration of SPECIAL LIQUID CONCENTRATE is 75% (3 parts liquid to 1 part water).

Recommended Liquid: Special Liquid Concentrate (Sold Separately)

Item No. Description

00478 11 kg (25 lb.) Carton

Prewriteghed Envelopes

00663 144 - 60 g Package

00671 144 - 90 g Package

Special Liquid Concentrate (Keep from Freezing)

02135 340 mL (12 oz.) Bottle

02194 1 Liter (34 oz.) Bottle

02130 6pk - 340 mL (12 oz.) Bottles

02190 6pk - 1 Liter (34 oz.) Bottles



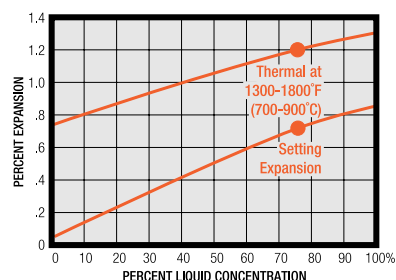
A special investment for non-precious and semi-precious alloys, Hi-Temp contains no carbon.

Non-precious metal alloys require an investment specially compounded to:

- Compensate for alloy shrinkage
- Withstand high-fusing temperatures
- Provide a non-contaminating atmosphere
- Allow casting of a lighter-density metal

Hi-Temp is the investment with these characteristics and more. It gives a smooth surface to the casting, flows readily and evenly for fine detail and sharp margins, and has high strength to prevent damage to the mold.

The technique is simple. Special Liquid Concentrate is used instead of water. Control of expansion is obtained by dilution of the Special Liquid Concentrate with water – the greater the dilution, the less the expansion of the investment. Four parts liquid to one part water is the proportion suggested to get some frictional retention for full crowns on well-tapered preparation. Otherwise, the technique is essentially the same as handling any casting investment. The chart below shows the various expansions of Hi-Temp at different concentrations of Special Liquid Concentrate.



Ceramigold®

Investment with Carbon for Crown and Bridge and Ceramic Gold Alloys



Physical Properties

Liquid*/Powder Ratio	16 mL/100 g
Working Time	6–7 minutes
Setting Expansion	0.7%
Thermal Expansion	1.2%
Compressive Strength, Wet	1,500 psi (10 MPa)

*Suggested concentration of SPECIAL LIQUID CONCENTRATE is 75% (3 parts liquid to 1 part water).

Recommended Liquid: Special Liquid Concentrate
(Sold Separately)

Item No. Description

00362 11 kg (25 lb.) Carton

Prewriteghed Envelopes

00427 144 - 60 g Package

00435 144 - 90 g Package

Special Liquid Concentrate

02135 340 mL (12 oz.) Bottle

02194 1 Liter (34 oz.) Bottle

02130 6pk - 340 mL (12 oz.) Bottles

02190 6pk - 1 Liter (34 oz.) Bottles

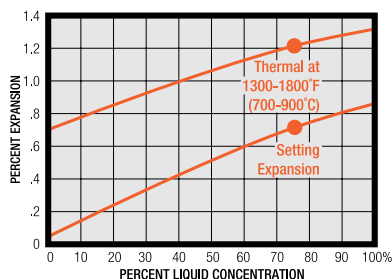


This outstanding phosphate investment has these advantages:

- Contains carbon for bright, gold-colored castings.
- Expansion can be controlled to fit your needs – yet technique is easy to follow.
- Even, extremely thin sections will be cast with sharp, clean margins just like lower-fusing golds.
- Accurately fitting castings with smooth and clean surfaces – without grinding. Uniform results time after time.

The chart below shows the effective expansion figures obtainable by varying the concentration of Special Liquid Concentrate. A 75% concentration, three parts Special Liquid concentrate and one part water, is generally preferred. Thermal and also setting expansion will increase by greater Special Liquid Concentrate concentration; these expansions will decrease by dilution with more water. Consequently, expansion can be controlled to fit individual needs.

There is no additional thermal expansion between 700° C and 1,000° C (1,300°F and 1,800° F). The curve in the chart shows different figures for the thermal expansion merely as a result from higher or lower concentration of Special Liquid Concentrate. The setting expansion for a benchset mold is shown in the lowest curve.



X-20

A Phosphate Investment for Casting Partials with Chromium Dental Alloys



X-20 Chrome

Phosphate investment for casting partials with Chromium dental alloys

- Refractory cast is hard, strong and smooth
- No danger of breakage or abrasion
- May be used without metal ring
- Recommended liquid:
Special Liquid Concentrate
Sold separately

X-20 Speed

Improved casting investment for making Chrome partial denture frameworks in half the time

- Outer mold ready for burnout after 20 minutes
- Recommended liquid:
Special Liquid Concentrate
Sold separately

Physical Properties

	X-20 Chrome		X-20 Speed
	For Models Using Liquid*	For Investing Outer Mold	For Investing Outer Mold
Liquid/Powder Ratio	11 mL liquid/100 g	13 mL water/100 g	12 mL water/100 g
Working Time	4–5 minutes	5–6 minutes	5–6 minutes
Ready for Separating	60 minutes	N/A	N/A
Ready for Burnout	N/A	2 hours	20 minutes
Setting Expansion	0.20%	0.10%	0.10%
Thermal Expansion			
700°–1,000° C (1,300°–1,800° F)	0.90%	1.00%	1.00%
Compressive Strength, Wet	2,500 psi (17 MPa)	1,850 psi (13 MPa)	1,850 psi (13 MPa)

*Suggested concentration of SPECIAL LIQUID CONCENTRATE is 50% (1 part liquid to 1 part water).

Recommended Liquid: Special Liquid Concentrate
(Sold Separately)

Item No. Description

X-20 Chrome

33295	22 kg (50 lb.) Carton
	Prewriteghed Envelopes
27384	50 - 400 g Packages

X-20 Speed

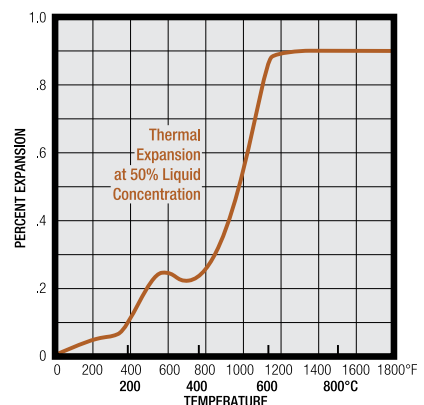
33762	25 kg (55 lb.) Carton
	Prewriteghed Envelopes
27391	50-400 g Packages

Special Liquid Concentrate

02135	340 mL (12 oz.) Bottle
02194	1 Liter (34 oz.) Bottle
02130	6pk - 340 mL (12 oz.) Bottles
02190	6pk - 1 Liter (34 oz.) Bottles



Thermal Expansion



Refractory Investments

For Direct-Firing Ceramics



Physical Properties

	V.H.T.	Polyvest
Color	Blue	White
Liquid/Powder Ratio	19 mL/100 g	22 mL/100 g
Working Time	4–5 minutes	2 minutes
Setting Expansion	0.30%	0.80%
Thermal Expansion		
500° C (932° F), 2nd firing	0.80%	0.65%
Compressive Strength (1 hour)	2,500 psi (17 MPa)	6,000 psi (42 MPa)
Compressive Strength (after firing)	4,800 psi (34 MPa)	6,500 psi (46 MPa)
Maximum Furnace Temperature	1,200° C (2,200° F)	1,200° C (2,200° F)

Item No. Description

V.H.T. INDUSTRIAL INVESTMENT

Recommended Liquid: Special Liquid Concentrate
(Sold Separately)

Preweighed Envelopes

18474 24 - 60 g Package

POLYVEST REFRACTORY DIE MATERIAL

Recommended Liquid: Special Liquid Concentrate Plus
(Sold Separately)

Preweighed Envelopes

24930 24 - 60 g Package



Related Products:

SPECIAL LIQUID CONCENTRATE (Freeze Stable)

02135	340 mL (12 oz.) Bottle
02194	1 Liter (34 oz.) Bottle
02130	6pk - 340 mL (12 oz.) Bottles
02190	6pk - 1 Liter (34 oz.) Bottles

SPECIAL LIQUID CONCENTRATE - PLUS (Keep from freezing)

38122	340 mL (12 oz.) Bottle
38127	1 Liter (34 oz.) Bottle
38125	6pk - 340 mL (12 oz.) Bottles
38130	6pk - 1 Liter (34 oz.) Bottles

V.H.T. Investment

Refractory Investment for Porcelains with High Thermal Expansion

- High strength allows multiple firings
- Smooth, hard surfaces for superior fit
- Controlled expansion for perfect fitting veneers, inlays/onlays or jackets
- Compatible with porcelains with CTE of 14.0 or higher
- Recommended liquid: Special Liquid Concentrate. Sold separately

Polyvest

Refractory investment for porcelains with medium range thermal expansion

- Fine-grained material for smooth surfaces and accurate reproduction
- High strength allows multiple firings – resists fractures and abrasions
- Compatible with porcelains with CTE of 13.9 or lower
- Recommended liquid: Special Liquid Concentrate – Plus. Sold separately



Compatibility Is Key

Use V.H.T. with high-expanding porcelains:

Optec-HSP/VP	Jeneric/Pentron Inc.
Wil-Ceram	Ivoclar USA/Williams Dental Co.
Excelco	Ney Dental International, Inc.
Creation	Jensen Industries, Inc.

Use POLYVEST with medium-expanding porcelains:

Finesse	Dentsply/Ceramco, Inc.
Ceramco III	Dentsply/Ceramco, Inc.
Ceramco II	Dentsply/Ceramco, Inc.
Ceramco Veneer	Dentsply/Ceramco, Inc.
Color Logic	Dentsply/Ceramco, Inc.
Ceramco Silver	Dentsply/Ceramco, Inc.
Duceram	Dentsply/Ceramco, Inc.
Duceram Plus	Dentsply/Ceramco, Inc.
Duceram Kiss	Dentsply/Ceramco, Inc.
Excelsior	Dentsply/Ceramco, Inc.
Cercom-PVS	Jelenko Dental Health Products
Chameleon/Mirage	Myron International, Inc.

Vita-VMK 68/95	Vident/Vita Zahnfabrik
Vita Omega	Vident/Vita Zahnfabrik
Syn-Spar	Jeneric/Pentron Inc.
Vintage	3M/Lab Products
Halo	3M/Lab Products
Silhouette	Dillon Company
Sensation	Dillon Company
G-Cera	G-C International Corp.
Avante	Jeneric/Pentron-Ceramics
Reflex	Wieland
D-Sign	Ivoclar
Noritake EX 3	Noritake
CCR Press	Noritake

All of the above porcelain brand names are trademarks of their respective manufacturers.

Beauty-Cast

For Low-Fusing Crown and Bridge Alloys



America's Leading Gypsum Investment

- The proven standard for the Hygroscopic Technique
- Can also be used for the High Heat Technique

The Hygroscopic Technique with Beauty-Cast is as simple and quick as the High Heat Technique, but the results are much more uniform. The use of a water bath at 37.8° C (100° F) automatically brings all patterns to uniform temperature, softening the wax enough for even expansion of the investment. Combined, the wax expansion and the high hygroscopic expansion compensate for most of the gold shrinkage, and thus the low temperature burnout at 480° C (900° F) provides the balance of the required mold expansion.

Fig. 1 shows hygroscopic expansion

of Beauty-Cast at 1.5% and Fig. 2 shows thermal expansion at 0.55% at 480° C (900° F). We unhesitatingly recommend the Hygroscopic Technique with Beauty-Cast as best suiting today's needs for a precise yet simple routine technique.

The inherent high thermal expansion of Beauty-Cast at 650° C (1,200° F) (Fig. 2) makes it possible to use the standard High Heat Technique. Setting expansion can be controlled by varying the number of ring liners in the Inlay Ring (Fig. 1), resulting in varying degrees of total expansion. Casting at 650° C (1,200° F) is necessary for the additional 1.2% thermal expansion to compensate for gold shrinkage. In the ADA Specification No. 2 for Investments, the term Type I, Inlay Thermal refers to investments used by the High Heat Technique. With Beauty-Cast either technique – the Hygroscopic or the High Heat – will produce extremely smooth castings of a rich golden color that seldom require pickling.

Physical Properties

Water/Powder Ratio	30 mL/100 g
Working Time	3 minutes
Setting Time (ADA Method)	14.5 minutes
Ready for Burnout (Minimum)	30 minutes
Setting Expansion	0.40%
Hygroscopic Expansion	1.50%
Thermal Expansion 480° C (900° F)	0.55%
Thermal Expansion 650° C (1,200° F)	1.20%
Compressive Strength, Wet	700 psi (5 MPa)

Item No. Description

00019	2 kg (4 1/2 lb.) Package
00035	11 kg (25 lb.) Carton

Prewriteghed Envelopes

00078	24-50 g Package
00094	24-75 g Package
00108	144-50 g Package
00124	144-75 g Package

ISO TYPE 1

Fig. 1

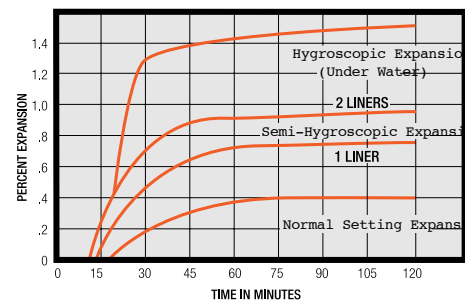
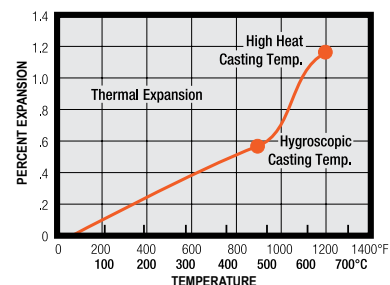


Fig. 2



Novocast

For Low-Fusing Crown and Bridge Alloys



Novocast is an advanced inlay investment that provides increased accuracy for casting conventional gold alloys at a mold temperature of 650° C (1,200° F) without the use of a water bath.

ISO TYPE 1

Features: Expansion Control

Expansion can be controlled by merely varying the water/powder ratio. While many modern investments have been developed to minimize the effect of changing the water/powder ratio, Novocast takes advantage of this convenient property, without requiring an unusually thick mix.

Technique the Same for all Types of Castings

Novocast has the singular property of furnishing the needed expansion to accurately fit both the intra-coronal and extra-coronal surfaces of different preparations.

Clean and Smooth Gold Castings

Novocast sets rapidly to produce a strong, ultra-smooth mold with easy "dig-out," and produces clean and shiny gold castings.

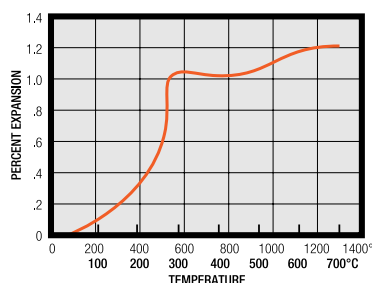
Item No. Description

01015	9 kg (20 lb.) Carton
Prewieghed Envelopes	
01058	24-50 g Package
01074	24-75 g Package
01082	144-50 g Package
01112	144-75 g Package

Physical Properties

Water/Powder Ratio	34 mL/100 g
Working Time	3 minutes
Setting Time (ADA Method)	15 minutes
Ready for Burnout (Minimum)	30 minutes
Setting Expansion	0.45%
Thermal Expansion	
650° C (1,200° F)	1.20%
Compressive Strength, Wet	950 psi (7 MPa)

Thermal Expansion



Cristobalite

For Low-Fusing Crown and Bridge Alloys



The usual Whip Mix care in compounding and control assure a uniform water/powder ratio and consequent uniform expansion.

Item No. Description

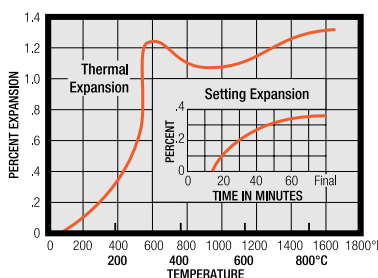
Prewieghed Envelopes	
01171	24-50 g Package
01228	144-50 g Package

ISO TYPE 1

The principal ingredient, Cristobalite, gives high thermal expansion, even at comparatively low temperatures. It is possible to use the same creamy mix by simple standard vacuum or painting techniques for all types of inlays.

Physical Properties

Water/Powder Ratio	30 mL/100 g
Working Time	3 minutes
Setting Time (ADA Method)	16 minutes
Ready for Burnout (Minimum)	30 minutes
Setting Expansion	0.50%
Thermal Expansion	
650° C (1,200° F)	1.25%
Compressive Strength, Wet	700 psi (5 MPa)



Soldering Investments

For Low- and High-Fusing Precious Metals



Soldering Investment

For all soldering purposes

Multi-purpose Soldering Investment is ideal for soldering all types of dental alloys, including chrome-cobalt. Its fine texture mixes readily with water to a smooth, stackable consistency that invests easily. Heat-shock resistance and high strength enable it to withstand being dried out or flushed with boiling water. This improved soldering investment is strong, yet easy to deinvest.

Item No. Description

01473	2 kg (4 1/2 lb.) Package
01503	11 kg (25 lb.) Carton



Hi-Heat

For high-fusing precious metals

- Flows freely into the smallest crevice
- Stacks and molds easily
- Sets moderately fast
- Trims smoothly
- Withstands rapid drying out

Hi-Heat Soldering Investment is a gypsum-bound investment that

is ideal for any soldering job that requires the use of an oxygen-gas torch, or where an unusually fine and smooth soldering investment is wanted. Excellent for use with high-fusing ceramic alloys for both the pre- and post-soldering technique. Can also be used for soldering precision attachments.

Item No. Description

01546	2 kg (4 1/2 lb.) Package
01562	11 kg (25 lb.) Carton

Physical Properties

	Soldering Investment	Hi-Heat
Water/Powder Ratio	24 mL/100 g	28 mL/100 g
Working Time	2–3 minutes	2–4 minutes
Ready for Dewaxing (Minimum)	15 minutes	20 minutes
Setting Expansion	0.20%	0.20%
Thermal Expansion 700° C (1,300° F)	0.60%	1.00%
Compressive Strength, Wet (2 hours)	1,200 psi (9 MPa)	300 psi (2 MPa)



GYPSUMS



Whip Mix Gypsums

Our Reputation is Cast in Stone

Physical Properties of Whip Mix Gypsum Products

In order to help you choose the best gypsum products for your needs from our large selection, as many Physical Properties as practical are listed. A brief explanation of each property follows so the figures will be more meaningful.

All Whip Mix products are tested in accordance with ISO 6873. Certain special products, made to fit a specific rather than a general need, are not covered by the specification; for example SUPER-DIE, MOUNTING STONE, SNAP-STONE, etc.

Consistency

The ratio of water in milliliters to 100 grams of powder (water/powder ratio). Proper proportioning of powder by weight and water by volume is strongly recommended.

Working Time

The lower figure is for mechanically or vacuum-spatulated mixes at the lower consistency. The higher figure covers hand spatulated mixes at the higher consistency. These figures denote the actual time available for handling the material after spatulation and before it thickens and makes its use inadvisable or impossible.

Setting Time ISO 6873

The Vicat Set obtained by the ISO 6873 test method is known as the Initial Set. It does not correspond to any practical value, as it is longer than working time and shorter than “ready for use” — it is rather an arbitrary method for testing uniformity.

Setting Expansion

Obtained by the ISO 6873 test method, setting expansion is reported at two hours. Minor consistency changes will not affect the value appreciably.

When casts are poured in alginates or hydrocolloids, the gypsum product will usually absorb a little water and the expansion during setting will be slightly higher. Whip Mix guarantees gypsum products for two years from date packaged.

Compressive Strength

This is another figure obtained by the ISO 6873 test method. It is determined on specimens maintained in an atmosphere of 100% Relative Humidity for one hour (also known as wet strength). Compressive strength, dry, is given as a general guide, no standard method for this test has been specified. The figures given are based on specimens stored for one week at approximately 50% Relative Humidity.



Warning

The setting of gypsum materials is seriously affected if they are contaminated by phosphate materials (CERAMIGOLD, HI-TEMP, CERA-FINA Investments, etc.) or alginate impression materials. Therefore, the use of a separate mixing bowl for each of these types of materials is strongly recommended. If properly cleaned, the lids and paddles may be interchanged although the use of complete units for each class of material is desirable.

The primary cause of aging of a gypsum material is exposure to moisture. Proper storage is therefore important — a dry storeroom at room temperature. When not in use, containers should be tightly sealed.

Overstocking of gypsum materials should be avoided. A six months' supply is reasonable but more than this could be excessive because of the aging problem. However, material in preweighed envelopes, because of their moisture-proof design, should be good for a much longer period. As a guide for the user, all Whip Mix gypsum materials show the date packaged on the label.



To ensure our customers receive the most reliable and consistent products available, Whip Mix tests every batch of gypsum for setting time accuracy, consistency, setting expansion and strength.

Physical Properties

Whip Mix Gypsum Products

	WATER/POWDER RATIO	MIXING TIME (SECONDS)		WORKING TIME (MINUTES)	SETTING TIME (MINUTES)	EXPANSION (%)	COMPRESSIVE STRENGTH MPA (PSI)		COLOR	ISO
	(ML WATER PER 100 G POWDER)	MECHANICAL AT 350-450 RPM	MANUAL (HAND MIX)				AFTER 1 HOUR (WET)	AFTER 48 HOURS (DRY)		
DIE STONES										
RESINROCK XL5	20	20-30	60-90	5-7	10	.20	49 (7,000)	76 (11,000)	GREEN BLUE PINK IVORY	5
LEAN ROCK XL5	20	20-30	60-90	4-5	5-7	.20	50 (7,200)	82 (11,900)	IVORY	5
HARD ROCK	21	20-30	60-90	6-8	15	.28	49 (7,000)	104 (15,000)	AQUA GREEN IVORY	5
JADE STONE	22	20-30	60-90	5-7	10	.18	52 (7,500)	97 (14,000)	GREEN BLUE	5
PRIMA-ROCK	20	20-30	60-90	6-8	12	.13	55 (8,000)	117 (17,000)	VIOLET YELLOW IVORY	4
RESINROCK	20	20-30	60-90	5-7	10	.08	49 (7,000)	76 (11,000)	BLUE PEACH GREY IVORY WHITE GREEN GOLDEN BROWN	4
SILKY-ROCK	23	20-30	60-90	3-6	10	.09	41 (6,000)	90 (13,000)	VIOLET YELLOW WHITE IVORY	4
LEAN ROCK	20	20-30	60-90	4-5	5-7	.08	50 (7,200)	85 (12,300)	IVORY BLUE	4
MODEL STONES										
QUICKSTONE	28	20-30	60-90	3-5	10	.14	27 (4,000)	55 (8,000)	BUFF BLUE	3
MICROSTONE	28	20-30	60-90	5-7	13	.12	31 (4,500)	59 (8,500)	GOLDEN WHITE	3
ORTHODONTIC STONE	28	20-30	60-90	5-7	10	.09	31 (4,500)	59 (8,500)	WHITE	3
SPECIALITY STONES										
SNAP-STONE	23	0	10-15	60-90 Sec.	2	.15	41 (6,000)	97 (14,000)	PINK	4
FLOWSTONE	22-24	20-30	60-90	6-9	12	.08	41 (6,000)	83 (12,000)	WHITE BUFF BLUE LIGHT BLUE LIGHT GREEN	4
FLOWSTONE FS	22-24	20-30	60-90	2-3	4-6	.08	41 (6,000)	83 (12,000)	WHITE BLUE	4
MOUNTING STONE	26	0	30-45	2-3	5	.08	32 (4,600)	59 (8,500)	WHITE BLUE	3
BITESTONE	29	0	10-15	10-60 Sec.	1-3	.15	22 (3,300)	49 (7,000)	WHITE	3
PLASTERS										
ORTHODONTIC PLASTER	37	20-30	60-90	7-9	14	.20	25 (3,500)	45 (6,500)	WHITE	2
LABORATORY PLASTER, REGULAR SET	45	20-30	60-90	5-7	14	.20	10 (1,500)	23 (3,300)	WHITE	2
LABORATORY PLASTER, FAST SET	45	20-30	60-90	2-4	9	.20	10 (1,500)	23 (3,300)	WHITE	2
MOUNTING PLASTER	63	0	20-30	60-90 Sec.	3	.09	4 (640)	12 (1,800)	WHITE	1

ResinRock

Resin-Fortified Die Stone



ResinRock

Resin-fortified die stone, produces models of the highest quality. The unique blend of synthetic resin and alpha gypsum results in improved surface smoothness and increased resistance to abrasion. Its low setting expansion and dimensional stability make it ideal for implant and complex restorative cases where precision and accuracy are required. ResinRock is easy to work with – its creamy, thixotropic mix pours easily under vibration and stacks readily.

Available in seven colors: peach, blue, grey, ivory, white, green and golden brown. Peach, blue, golden brown and green provide excellent contrast to casting waxes. The neutral tones of grey, ivory and white complement all ceramic materials.

ISO TYPE 4

ResinRock XL5

Same smoothness and high abrasion resistance you've come to appreciate in ResinRock. However, this ISO Type 5 die stone gives you increased expansion to compensate for shrinkage of vinyl polysiloxane and other rubber-based impression materials.

Available in four colors: green, blue, pink and ivory. Pink, blue and green provide excellent contrast to casting waxes. The neutral tone of ivory complements all ceramic materials.

Features:

- Ideal for use with rubber-based impression materials which may contract over time
- Increased setting expansion of 0.20%
- Resin-fortified for advanced abrasion resistance
- Smooth, dense surface for superior detail reproduction
- Thixotropic, creamy mix stacks and vibrates easily into impression

ISO TYPE 5

Physical Properties

	ResinRock	ResinRock XL5
Water/Powder Ratio	20 mL/100 g	20 mL/100 g
Working Time	5–7 minutes	5–7 minutes
Setting Time	10 minutes	10 minutes
Setting Expansion	0.08%	0.20%
Compressive Strength, Wet (1 hour)	7,000 psi (49 MPa)	7,000 psi (49 MPa)
Compressive Strength, Dry (48 hours)	11,000 psi (76 MPa)	11,000 psi (76 MPa)

Item No.

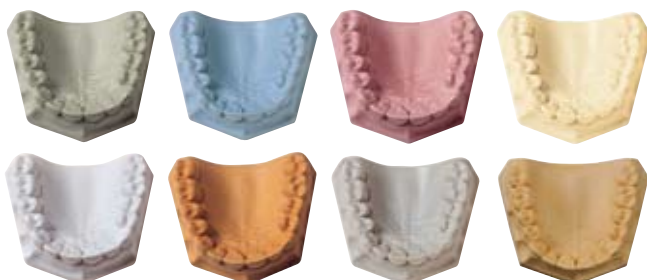
Description

RESINROCK

Peach	Blue	Grey	Ivory	White	Green	Golden Brown	
34916	34924	34940	34970	34931	34934	—	5 kg (11 lbs) Package
34975	34967	34959	34971	34932	34960	34985	25 kg (55 lbs.) Carton
Prewriteghed Envelopes							
34983	—	—	34973	—	—	—	25-70 g Package
34991	—	—	34972	—	—	—	25-70 g Package (Case of 4)

RESINROCK XL5

	Blue	Pink	Ivory		Green	
—	34995	34993	34994	—	34992	—
						25 kg (55 lbs.) Carton



Silky-Rock

Low-Expansion Die Stone



Silky-Rock is characterized by exceptional hardness and density throughout, and an unusual “silky-smooth” pouring quality that makes it flow freely into any type of impression. It works well with all types of impression materials. These properties, together with its low setting expansion, make Silky-Rock one of the world’s most popular die materials.

ISO TYPE 4

Physical Properties

Water/Powder Ratio	23 mL/100 g
Working Time	3–6 minutes
Setting Time	10 minutes
Setting Expansion	0.09%
Compressive Strength, Wet (1 hour)	6,000 psi (41 MPa)
Compressive Strength, Dry (48 hours)	13,000 psi (90 MPa)

Item No.

Ivory	Yellow	Violet	White
—	01996	01910	02070
33163	33162	31755	27219
—	02038	01945	02100
—	02046	01953	02119

Description

11 kg (25 lb.) Carton
25 kg (55 lb.) Carton
Prewriteghed Envelopes
120-70 g Package
80-140 g Package

Hard Rock

High-Strength, High-Expansion Die Stone



The material is compatible with all types of impression materials. Its high expansion makes it especially suited for polyvinyl or polyether impression materials. This material has a creamy and thixotropic consistency for good flow under vibration, yet it is very stackable. Its extended working time facilitates multiple pours. The stone has a smooth non-brittle surface so dies trim easily without chipping.

ISO TYPE 5

Physical Properties

Water/Powder Ratio	21 mL/100 g
Working Time	6–8 minutes
Setting Time	15 minutes
Setting Expansion	0.28%
Compressive Strength, Wet (1 hour)	7,000 psi (49 MPa)
Compressive Strength, Dry (48 hours)	15,000 psi (104 MPa)

Item No.

Aqua	Green	Ivory
26107	32050	—
26530	32069	34002
26565	32077	—
—	32080	—

Description

11 kg (25 lb.) Carton
25 kg (55 lb.) Carton
Prewriteghed Envelopes
120-70 g Package
100-140 g Package



Prima-Rock

High-Strength Die Stone

Prima-Rock has the highest compressive strength of any Whip Mix die material.

Vacuum spatulation provides a smooth mix which flows readily. It's compatible with all types of impression materials, and upon setting, Prima-Rock develops a dense surface with superior hardness.

ISO TYPE 4

Physical Properties

Water/Powder Ratio	20 mL/100 g
Working Time	6–8 minutes
Setting Time	12 minutes
Setting Expansion	0.13%
Compressive Strength, Wet (1 hour)	8,000 psi (55 MPa)
Compressive Strength, Dry (48 hours)	17,000 psi (117 MPa)

Item No.

<i>Violet</i>	<i>Yellow</i>	<i>Ivory</i>
16590	16592	—
16608	16616	—
31712	31720	34878

Description

5 kg (11 lb.) Canister
11 kg (25 lb.) Carton
25 kg (55 lb.) Carton

Preweighed Envelopes

120-70 g Package



Jade Stone

High-Strength Die Stone

Jade Stone stacks well after mixing yet flows readily under minimal vibration. Popular for its smooth jade-like surface, high strength, and low setting expansion, it is compatible with all types of impression materials. The light, pastel green and blue colors of Jade Stone provide excellent contrast to casting waxes.

ISO TYPE 5

Physical Properties

Water/Powder Ratio	22 mL/100 g
Working Time	5–7 minutes
Initial Setting Time	10 minutes
Setting Expansion	0.18%
Compressive Strength, Wet (1 hour)	7,500 psi (52 MPa)
Compressive Strength, Dry (48 hours)	14,000 psi (97 MPa)

Item No.

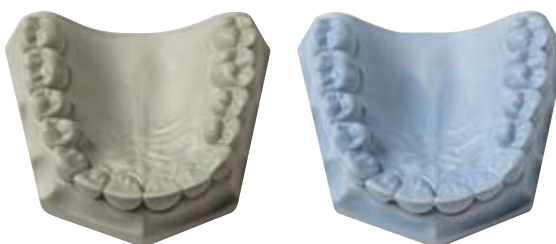
<i>Green</i>	<i>Blue</i>
18570	19291
31739	31747

Description

11 kg (25 lb.) Carton
25 kg (55 lb.) Carton

Preweighed Envelopes

120-70 g Package



LeanRock™

Low-Expansion Die Stone



Physical Properties

Water/Powder Ratio	20ml/100g
Working Time	4-5 (minutes)
Setting Time	5-7 (minutes)
Expansion (%) – LeanRock	.08
Expansion (%) – LeanRock XL5	.20
Compressive Strength	3,500 psi (15 minutes) 7,200 psi (1 hour)

Item No. Description

LeanRock Ivory Blue

31307	31303	25 kg (55 lb.) Carton
31308	31305	11 kg (25 lb.) Carton

LeanRock XL5

31315	—	25 kg (55 lb.) Carton
31313	—	11 kg (25 lb.) Carton



LeanRock™ is formulated specifically for laboratories who want to pour small batches (about 6 full arches) and have working models ready in 15 minutes.

Small batch processing is based on Lean principles to improve work flow and reduce wait time because models can be trimmed and pinned after only 15 minutes, decreasing downtime waiting for stone to set. This enables smaller batches to be sent down the line for trimming, eliminating the “bottleneck” associated with large batches hitting all at once, giving you more controlled release of product. The decreased processing time also speeds up remakes and those emergency repairs needed in a hurry.

Features:

- **Saves Time** – Models can be separated and trimmed after only 15 minutes, producing better process flow and less downtime.
- **Scannable** – Models may be used with Cad/Cam systems eliminating the need for a specialty scanning stone or spray.
- **Strength** – LeanRock is hard with superior abrasion resistance.
- **Clear Margins** – Rich Ivory color provides clean, clear margins.

ISO TYPE 4

LeanRock XL5

LEANROCK XL5 for increased expansion.

ISO TYPE 5

FlowStone

Fluid, Low-Expansion Base Stone



FlowStone produces accurate, bubble-free bases without vibration, making it ideal for use with base formers. Its extended working time allows the pouring of multiple bases with one mix. The dense surface resists dowel pin abrasion and the low setting expansion of FlowStone produces a dimensionally stable base for master models. Available in light blue, white, buff, blue, or light green to provide excellent contrast to die stones.

FlowStone FS

FlowStone FS offers a quick setting time of 8 minutes, and provides the same benefits and features as our current FlowStone.

- FlowStone FS – Saves time, enables small batch processing.
- Saves time – Sets 50% faster than typical base stone products. Early high strength allows model separation in 15 minutes.
- FlowStone FS coupled with LeanRock Die Stone – Streamlines model fabrication process.
- Low expansion fluid base stone – 0.08%

ISO TYPE 4

Physical Properties

	FLOWSTONE	FLOWSTONE FS
Water/Powder Ratio	22–24 mL/100 g	22–24 mL/100 g
Working Time	6–9 minutes	4–6 minutes
Setting Time	12 minutes	8 minutes
Setting Expansion	0.08%	0.08%
Compressive Strength, Wet (1 hour)	6,000 psi (41 MPa)	6,000 psi (41 MPa)
Compressive Strength, Dry (48 hours)	12,000 psi (83 MPa)	12,000 psi (83 MPa)

Item No.

FLOWSTONE

Light Blue	Buff	White	Blue	Light Green	Description
33944	33941	33940	33943	33949	22 kg (50 lb.) Carton

FLOWSTONE FS

—	—	33954	33952	—	22 kg (50 lb.) Carton
---	---	-------	-------	---	-----------------------



Snap-Stone

High-Strength, Fast-Setting Stone



Snap-Stone is an exceptionally fast-setting stone with an early high compressive strength, which allows separation of the cast from the impression in five minutes. Because Snap-Stone is fast-setting, hand mixing is recommended. Snap-Stone is compatible with all impression materials and its versatile, light pink color makes it suitable for many uses.

Procedures which can be performed faster with Snap-Stone include:

- Bleaching trays
- Mouth guards
- Vacuum-formed splints
- Custom trays
- Orthodontic appliances
- Temporaries
- Denture repairs
- Study casts
- Articulator cast mounting
- CAD-CAM restorations

ISO TYPE 4

Physical Properties

Water/Powder Ratio	23 mL/100 g
Working Time	60–90 seconds
Setting Time	2 minutes
Setting Expansion	0.15%
Early Compressive Strength, Wet (1 hour)	6,000 psi (41 MPa)
Early Compressive Strength, Dry (48 hours)	14,000 psi (97 MPa)

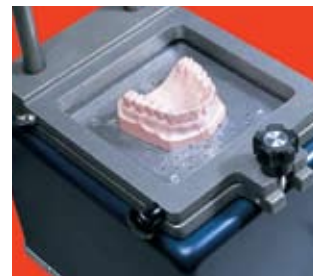
Item No. Description

Pink

23690	5 kg (11 lb.) Package
23698	11 kg (25 lb.) Carton
33219	22 kg (50 lb.) Carton

Preweighed Envelopes

26514	80-140 g Package
-------	------------------



Microstone

Premium Dental Stone



Microstone's fine particle size and dense surface makes it our finest general-purpose laboratory stone. It is especially suited for processing acrylic dentures, as it accepts tinfoil substitutes readily.

ISO TYPE 3

Physical Properties

Water/Powder Ratio	28 mL/100 g
Working Time	5–7 minutes
Setting Time	13 minutes
Setting Expansion	0.12%
Compressive Strength, Wet (1 hour)	4,500 psi (31 MPa)
Compressive Strength, Dry (48 hours)	8,500 psi (59 MPa)

Item No.

Golden	White
02305	02399
31763	31771
02364	—

Description

11 kg (25 lb.) Carton
22 kg (50 lb.) Carton
Prewriteghed Envelopes
80–140 g Package

Quickstone Laboratory Stone

Economical Dental Stone



Quickstone is an economical dental stone with consistent handling properties. Its smooth, creamy mix makes it ideal for a variety of lab procedures.

ISO TYPE 3

Physical Properties

Water/Powder Ratio	28 mL/100 g
Working Time	3–5 minutes
Setting Time	10 minutes
Setting Expansion	0.14%
Compressive Strength, Wet (1 hour)	4,000 psi (27 MPa)
Compressive Strength, Dry (48 hours)	8,000 psi (55 MPa)

Item No.

Buff	Blue
02453	02526
31798	32689

Description

11 kg (25 lb.) Carton
22 kg (50 lb.) Carton

Orthodontic Stone

Super-White Dental Stone



Orthodontic Stone is a hard, accurate dental stone of super white color for optimal aesthetics. It's ample working time allows the pouring of multiple models with one mix. The same smooth mixing and easy flowing

properties of all Whip Mix Model Stones are retained in this product, made especially with the orthodontist in mind. To produce a glossy surface, finished models may be treated with Model Glow model soap.

ISO TYPE 3

Physical Properties

Water/Powder Ratio	28 mL/100 g
Working Time	5–7 minutes
Setting Time	10 minutes
Setting Expansion	0.09%
Compressive Strength, Wet (1 hour)	4,500 psi (31 MPa)
Compressive Strength, Dry (48 hours)	8,500 psi (59 MPa)

Item No. Description

Super-White

02682	11 kg (25 lb.) Carton
31801	22 kg (50 lb.) Carton

Orthodontic Plaster

Super-White Dental Plaster



Developed specifically for orthodontic use, Orthodontic Plaster is harder and whiter than ordinary plaster. It has a long working time and trims easily. To provide an accurate and dense cast, finest results are

obtained when mixed under vacuum. To produce a glossy surface, finished models may be treated with Model Glow model soap.

ISO TYPE 2

Physical Properties

Water/Powder Ratio	37 mL/100 g
Working Time	7–9 minutes
Setting Time	14 minutes
Setting Expansion	0.20%
Compressive Strength, Wet (1 hour)	3,500 psi (25 MPa)
Compressive Strength, Dry (48 hours)	6,500 psi (45 MPa)

Item No. Description

Super-White

03077	9 kg (20 lb.) Carton
31836	22 kg (50 lb.) Carton

Laboratory Plaster

Regular and Fast Set



An economical white plaster formulated for general purpose laboratory use. Improved to provide a creamier mix consistency. Available in both regular and fast set.

ISO TYPE 2

Physical Properties

	Regular	Fast-Set
Water/Powder Ratio	45 mL/100 g	45 mL/100 g
Working Time	5–7 minutes	2–4 minutes
Setting Time	14 minutes	9 minutes
Setting Expansion	0.20%	0.20%
Compressive Strength, Wet (1 hour)	1,500 psi (10 MPa)	1,500 psi (10 MPa)
Compressive Strength, Dry (48 hours)	3,300 psi (23 MPa)	3,300 psi (23 MPa)



Item No.

Description

White	White	
Regular	Fast Set	
02941	31569	9 kg (20 lb.) Carton
31828	31577	22 kg (50 lb.) Carton

Bitestone

Extremely Fast-Setting



An extremely fast-setting stone for use in mounting casts and locking gnathological instruments into position.

Free flow is held to a minimum in this product, since a good stacking

quality is desirable in the uses for which it is intended. Bitestone is an excellent choice for a model stone when a splint or temporary appliance is needed quickly.

ISO TYPE 3

Physical Properties

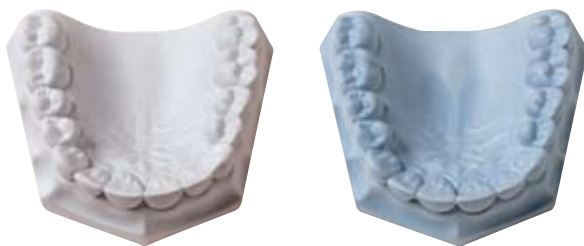
Water/Powder Ratio	29 mL/100 g
Working Time	10–60 seconds
Setting Time	1–3 minutes
Setting Expansion	0.15%
Compressive Strength, Wet (1 hour)	3,300 psi (22 MPa)
Compressive Strength, Dry (48 hours)	7,000 psi (49 MPa)

Item No. Description

White	
12238	11 kg (25 lb.) Carton
33189	22 kg (50 lb.) Carton

Mounting Stone

Low-Expansion, Fast-Setting Stone



A very hard, fast-setting gypsum material formulated expressly for mounting casts to articulators. Its very low setting expansion prevents inaccuracies in occlusal cast relationships that result when conventional model stone or plaster is used. Although Mounting Stone has excellent stacking qualities, it moves very freely under the slightest pressure during its working time. It can be used as a model stone when a rapid set is required.

ISO TYPE 3

Physical Properties

Water/Powder Ratio	26 mL/100 g
Working Time	2–3 minutes
Setting Time	5 minutes
Setting Expansion	0.08%
Compressive Strength, Wet (1 hour)	4,600 psi (32 MPa)
Compressive Strength, Dry (48 hours)	8,500 psi (59 MPa)

Item No.

Description

<i>White</i>	<i>Blue</i>	
02917	18740	11 kg (25 lb.) Carton
33197	33200	22 kg (50 lb.) Carton
		Prewriteghed Envelopes
18730	18731	100-100 g Package

Mounting Plaster

Fast-setting, Low-Strength, Low-Expansion Plaster



A specially formulated plaster which offers a low setting expansion and fast setting time. Its low compressive strength allows mounting plates to be easily cleaned.

ISO TYPE 1

Physical Properties

Water/Powder Ratio	63 mL/100 g
Working Time	60–90 seconds*
Setting Time	3 minutes
Setting Expansion	0.09%
Compressive Strength, Wet (1 hour)	640 psi (4 MPa)
Compressive Strength, Dry (48 hours)	1,800 psi (12 MPa)

* Incorporate 15 seconds, hand spatulate 30 seconds.

Item No. Description

White	
15520	9 kg (20 lb.) Carton
33227	22 kg (50 lb.) Carton
<i>Prewriteghed Envelopes</i>	
15550	100-100 g Package

Dazzle PS and Pumice

Polishing Medium



Item No. Description

DAZZLE PS
32672 9 kg (20 lb.) Carton

Dazzle PS

Pumice Substitute for Polishing Acrylic

Specially formulated with unique abrasives to cut faster and smoother than pumice. And unlike pumice which holds moisture, Dazzle PS dries quickly when not in use, eliminating odors and providing for a more sanitary work environment. Its fine-grain powder is also easier on the hands when polishing dentures and appliances.

Features:

- Produces a smoother finish
- Cuts easier and faster
- Gentle on hands
- Odor-free



Pumice

Polishing Medium

Whip Mix Pumice is selected for its superior cutting and polishing qualities. Available in three grades, Coarse, Medium and Fine, to satisfy all polishing requirements.

Item No.

Description

PUMICE

Grades

Coarse CL-60	Medium CL-85	Fine CL-125	
03417	03476	—	1.6 kg (3.5 lb.) Package
03433	03492	—	9 kg (20 lb.) Carton
32646	32654	32662	22 kg (50 lb.) Carton

Pumice Preppies™

Unit Dose Flour of Pumice Paste



Preppies™ Flour of Pumice Paste has been specifically formulated for dental professionals requiring a cleaning agent that contains no flavoring agents, oils or fluoride. Pumice Preppies™ leave no residue and are ideal for a variety of operator procedures including:

- Cleaning the tooth surface prior to acid etching procedures
- Cleaning the tooth surface prior to restoration cementation
- Polishing amalgam or composite restorations
- Prophylaxis of heavily stained teeth
- New Technique – Prepping tooth surface prior to bleaching procedure
- Safe for most common allergies

Each cup provides enough flour of pumice paste for a single use, thus providing optimum infection control.



Item No.	Description
03400	Jar of 100 2-gram Cups



ARTICULATION



Articulators/Accessories

Faithful Mandibular Reproduction and Ease of Use with Consistently Accurate Results

Whip Mix articulators are designed to mechanically imitate the human jaw. All are engineered to close tolerances and built with traditional Whip Mix precision and accuracy. Their sturdy, durable construction assures the user reliability and dependability at a price well within the means of every practicing dentist. A variety of Whip Mix articulator accessories are available to accommodate individual needs and enhance the use of any Whip Mix articulator.

Whip Mix Semi-Adjustable Articulators are arcon instruments that are reliable and easy to use and understand. Used in conjunction with the "Quick Mount" Face-Bow, each offers:

- Quick reproduction of craniomaxillary relationships without the use of expensive equipment or time-consuming techniques
- Fast and easy mounting of study casts for diagnosis and patient education

- Easy progression from a Whip Mix articulator to a fully adjustable arcon instrument
- Minimal adjustments which offer exceptional ease in teaching, clinical and laboratory use
- Parts made of anodized aluminum, phosphor bronze or stainless steel, assuring maintenance-free use

Whatever the demands of your practice, from simple dentistry to more complex orthognathic reconstructions, there is a Whip Mix articulator that is right for you, along with many helpful accessories to complement its use.

Articulator Features

FEATURE	Articulator Model Number						
	2240	2340	3040	3140	4640	4641	8500
Adjustable	X	X	X	X	X	X	X
Interchangeability	X	X	X	X	X	X	
Arcon Design	X	X	X	X	X	X	X
Adjustable Condylar Inclination	X	X	X	X	X	X	X
Curved Eminentia (3/4" radius)	X						
Adjustable Bennett Angle		X	X	X			X
Adjustable Immediate Side Shift	X						
Adjustable Intercondylar Distance							X
Centric Latch/Lock	X	X	X	X			
Magnetic Mounting System	*	*	*	*	*	*	*
Full Tracking Fossae			X		X		
Half Tracking Fossae				X		X	
Occlusal Analyzer							

*All Semi-Adjustable Articulator Models may be easily modified for use with the QuickMount Magnetic System accessory

2000 Series Articulators

Featuring Interchangeability



Model 2240



Closeup of Model 2340

“Accumount” Mounting System

The patented “Accumount” Mounting System, makes it possible to exchange mounted casts between any Model 2240 or between any Model 2340 Articulator without loss of accuracy. During manufacture, each articulator has a special table firmly and precisely attached to the lower frame using a special fixture and low-fusing alloy.

Advantages of Interchangeability

- Users can transfer mounted casts without loss of accuracy
- Mounted casts need no longer be sent on an articulator when shipped to or from a laboratory using the same articulator model
- Reduces the number of instruments required in both the dental office and dental laboratory
- Instrument damage caused by shipping the articulator to and from the dental lab is eliminated
- No expensive equipment or time-consuming calibration is necessary with the “Accumount” System

Model 2240

The Model 2240 Articulator features the “Accumount” Mounting System for interchanging mounted casts between articulators. The Model 2240’s ergonomic frame design offers:

- Interframe spacing of over 4 inches allowing for easy mounting of even the bulkiest casts
- Rounded edges and frame corners for enhanced visibility and posterior access
- Bilateral elastics provide optimum feel during excursive movements which can be easily detached to remove the upper frame
- Quick-acting centric lock allows easy return of the articulator to centric position and simple hinge movement
- Upper frame can easily be set at an open position for convenience during laboratory procedures
- Condylar guidance featuring: – Adjustable condylar inclination with curved eminentia – Immediate side shift – Fixed intercondylar distance of 110 mm

The 2240 is so accurate and easy to use it was “rated excellent or good by 100% of evaluators” by an independent research institute.

Model 2340

The Model 2340 Articulator combines the condylar guidance of the Model 8500 Articulator with the innovative frame design of the Model 2240 Articulator. An interframe distance of over four inches makes the Model 2340 an excellent instrument for orthodontists and oral surgeons. The Model 2340 offers:

- Condylar guidance featuring: – Adjustable condylar inclination – Progressive side shift – Fixed intercondylar distance of 110 mm

Item No.

Description

02267	#2240	ARTICULATOR with Series 2000 Frame, Immediate Side Shift and “Accumount” System
34219	#2240Q	ARTICULATOR with Series 2000 Frame, Immediate Side Shift, “Accumount” System and Magnetic Mounting System
28649	#2340	ARTICULATOR with Series 2000 Frame, Progressive Side Shift and “Accumount” System
34220	#2340Q	ARTICULATOR with Series 2000 Frame, Progressive Side Shift, “Accumount” System and Magnetic Mounting System

DVD

33040	Utilization of the #2240 Articulator and Quick Mount Face Bow (See page 83 for details)
-------	--



Rubber foot stabilizes the articulator when open and prevents it from sliding on a slick surface

3000 Series Articulators

With Tracking Condylar Guidance



Model 3040



Model 3040

Incorporating a new frame design featuring:

- Tracking fossae which allow upper and lower frames to remain together during excursive movements
- Wide posterior access which gives enhanced visibility and lingual access
- Single centric lock which engages with a simple finger movement
- "Accumount" System of Interchangeability which allows accurate interchanging of casts between articulators
- Generous interframe distance for bulky casts and die systems
- Condyle release mechanisms to permit easy separation of upper and lower frames, if desired
- Condylar guidance featuring:
 - Adjustable condylar inclination
 - Progressive side shift
 - Fixed intercondylar distance of 110 mm



Model 3140



Model 3140

The Model 3140 is identical to the Model 3040 Articulator, but offers a different type of condylar guidance. Each condylar guide assembly has the lower wall reduced which allows the articulator to function like an open fossa articulator during excursive movements and a closed tracking articulator during simple hinge movement.

Item No.

Description

34223	#3040	ARTICULATOR with Full Tracking Condylar Guidance, Progressive Side Shift and "Accumount" System
34222	#3040Q	ARTICULATOR with Full Tracking Condylar Guidance, Progressive Side Shift, "Accumount" System and Magnetic Mounting System
34225	#3140	ARTICULATOR with Modified Tracking Condylar Guidance, Progressive Side Shift and "Accumount" System
34221	#3140Q	ARTICULATOR with Modified Tracking Condylar Guidance, Progressive Side Shift, "Accumount" System and Magnetic Mounting System

Video Cassette

33032	Whip Mix Articulator Utilization: The 3000 Series (See page 84 for details)
-------	---



Rubber foot stabilizes the articulator when open and prevents it from sliding on a slick surface

4000 Series Articulators

With Tracking Condylar Guidance



Model 4640Q shown with optional QuickMount Magnetic System



Closeup of 1/2 track



Model 4641Q shown with optional QuickMount Magnetic System



Fully open access from the lingual position for easy access during denture setup

Item No. Description

02275	#4640	ARTICULATOR with Full Tracking Condylar Guidance, Progressive Side Shift and "Accumount" System
02276	#4640Q	ARTICULATOR with Full Tracking Condylar Guidance, Progressive Side Shift, "Accumount" System and Magnetic Mounting System
02278	#4641	ARTICULATOR with Modified Tracking Condylar Guidance, Progressive Side Shift and "Accumount" System
02279	#4641Q	ARTICULATOR with Modified Tracking Condylar Guidance, Progressive Side Shift, "Accumount" System and Magnetic Mounting System

Model 4640

The main difference between the Model 4640 Articulator and traditional Whip Mix articulators is the elimination of the crossbar between the uprights on the lower member. This frame design provides optimum posterior access for enhanced visibility and lingual access of any Whip Mix articulator.

Features

- Tracking fossae which allow upper and lower frames to remain together during excursive movements
- Stainless steel condyle elements increase durability
- "Accumount" System of Interchangeability which allow accurate interchanging of casts between articulators
- Fully open access from the lingual position for easy access during denture set up
- Easy to operate Locking Mechanism provides the following actions:
 - Allows removal of upper frame from lower frame for cleaning and servicing the articulator
 - In the locked position it provides a quick way to return to centric position and locks the articulator for added stability
 - In the mid-range position the Locking Mechanism allows the condylar ball to move freely down the track of the condyles during excursive movements
- A Support Rod to support the upper frame of the articulator when open
- A built-in storage compartment for storing the support rod when not being used
- Condylar guidance featuring:
 - Adjustable condylar inclination
 - Progressive side shift
 - Fixed intercondylar distance of 110 mm

Model 4641

The Model 4641 is identical to the Model 4640 Articulator, but offers a modified type of condylar guidance. Each condylar guide assembly has the lower wall reduced which allows the articulator to function like an open fossa articulator during excursive movements, and a closed tracking articulator during simple hinge movement.

8500 Series Articulator

The Original Whip Mix Articulator



Model 8500

Based on research by renowned gnathologist Dr. Charles Stuart, the original Whip Mix articulator is a step forward from plain line or mean value articulators. Its simplicity and ease-of-use make the Whip Mix Model 8500 inviting and practical for any clinician.

Features:

- Condylar Guidance featuring:
 - Adjustable condylar inclination
 - Progressive side shift
 - Adjustable intercondylar width
- A Spring Latch Assembly holds the upper and lower members of the articulator tightly together and returns the upper member to centric position when released from the excursion. It is easily released to allow separation of the upper and lower members.

Item No.	Description
03689	#8500 ARTICULATOR (Standard Model)
Video Cassette Series	
24015	The Face-Bow Transfer and Mounting of Casts: Whip Mix #8645 "QuickMount" Face-Bow and #8500 Articulator

Video Cassette Series

The Face-Bow Transfer and Mounting of Casts: Whip Mix Model 8645 "QuickMount"

Face-Bow and Model 8500 Articulator

This demonstration video provides an in-depth examination of the features and uses of the Whip Mix Model 8645 "QuickMount" Face-Bow and Model 8500 Articulator, including techniques for obtaining interocclusal records.

Program features clinician Jeffrey P. Okeson, D.M.D., and was produced in cooperation with the University of Kentucky College of Dentistry, Department of Restorative Dentistry.

Length: 25 minutes. VHS format.

Face-Bows

Indirect Mounting



The #8587 Face-Bow Fork Support is available separately



Conversion Package

All Whip Mix "QuickMount" Face-bow can be modified to have indirect mounting capability. The conversion package includes:

- 1 – Transfer Base Assembly (#9176A)
- 1 – Cross Bar (#8679)
- 1 – Transfer Assembly

Item No.

Description

34126	#9185	Face-Bow for 2000, 3000 and 4000 Series Articulators
34358	#9185Q	Face-Bow with Magnetic Mounting System
34342	#9155	Face-Bow with Quick Lock Toggle for 2000, 3000 and 4000 Series Articulators
34344	#9155Q	Face-Bow with Quick Lock Toggle for Magnetic Mounting System

Face-Bows are also available in plastic material for universities. Please call for more information.

Conversion of Direct Mounting Face-Bow to Indirect Mounting

34436	#9197	Transfer Assembly for #8500 Articulators
34371	#9188	Transfer Assembly for 2000, 3000 and 4000 Series Articulators
34444	#9176A	Transfer Base Assembly
06890	#8679	Cross Bar

Whip Mix Indirect Mounting Face-Bows combine the time-proven face-bow registration technique of the traditional "QuickMount" Face-bow with the many advantages of indirect mounting. The indirect mounting procedure offers the user more access, increased stability, greater ease of use, and optimum instrument efficiency.

Incorporating the indirect mounting technique does not require dramatic technique changes. The face-bow registration is taken on the patient utilizing the same technique as with the original Whip Mix "QuickMount" Face-bow. Once the registration is obtained, the Transfer Assembly is removed from the face-bow and positioned onto the lower frame of the articulator.

Three indirect mounting face-bows have been designed to be used with specific Whip Mix articulators as described below.

Two separate indirect Mounting Face-Bows and their corresponding Transfer Assemblies have been designed to be used with the Whip Mix Articulators. The #9185 Face-Bow (for the screw type articulator) and the #9185Q Face-Bow (for the Quick Mount Magnet System) come with the #9188 Transfer Assembly. The #9155 Face-Bow (for the screw type articulator) and #9155Q Face-Bow (for the Quick Mount Magnet System) come with the #9650 Transfer Assembly.

Additional transfer assemblies are available separately which allow the operator to mount one case and, with the aid of an additional transfer assembly, have the face-bow available for a second face-bow registration.



#9155 Face-Bow with Quick Lock Toggle

QuickMount Face-Bows

Direct Mounting



Model 8645

"QuickMount" Face-Bows provide a convenient, quick and accurate method of securing an axis location without the use of expensive equipment and time-consuming techniques. Employing as the three reference points, the two external auditory meatus of the ears and the bridge of the nose, no measurements or markings on the patient are needed. The self-centering caliper design is easily adjusted, and the nasion relator utilizes the bridge of the nose to obtain an accurate and reproducible anterior reference.

The Model 8645 Face-Bow is compatible with all Whip Mix articulators, and allows for the recording of an approximate inter-condylar distance. The Model 8645 utilizes "T" screws that are tightened by hand, which are a convenient and time-saving feature.



Item No. Description

15911 #8645 "QuickMount" Face-Bow with T-Screws



QuickMount Magnetic System™

A Universal Magnetic Mounting System for Articulators



The "QuickMount" Magnetic System allows the quick, precise, and easy placement and removal of mounted casts on many of the most popular semi-adjustable and fully adjustable articulators. The end result is the saving of time and money.

The upper and lower members of the selected articulator are fitted with "QuickMount" Plate Holders which are used in place of the regular mounting plate screws and/or knobs. The "QuickMount" Plates are made of a highly-filled composite resin material and are held precisely and firmly in place by the mounting plate pins and the rare earth super magnet. Each "QuickMount" Plate can be easily removed by simply breaking the magnetic contact. This eliminates the tedious and time-consuming process of screwing the plates on and off.

The White Mounting Plate is designed for use with Whip Mix, Panadent or Hanau 2 Pin articulators.

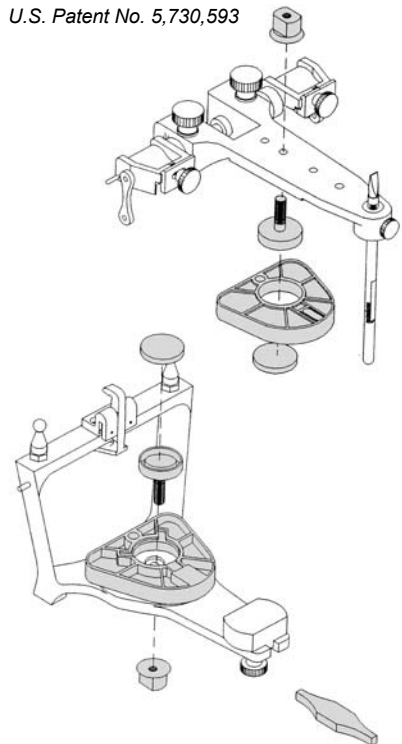
Item No. Description

- 28701 "QuickMount" Plates, WHITE, with Metal Disks (Pkg. of 20) for: Whip Mix, Panadent, Hanau 2 Pin Articulators
- 28703 "QuickMount" Plate Holder, 13 mm, for Semi-Adjustable Articulators Except the Following: Lower Frame of Whip Mix Accumount Articulator Model #8340, #2240, #3040, #3140, 4640, 4641, Hanau 1 Pin Articulators and Upper Frame of Hanau Wide Vue. Includes Plastic Wrench
- 28704 "QuickMount" Plate Holder, 25 mm, for Lower Frame of Whip Mix Accumount Articulator Models #8340, #2240, #3040, #3140, 4640, 4641, Upper and Lower Frames of Hanau 1 Pin Articulators and Upper Frame of Hanau Wide Vue
- 28707 "QuickMount" Magnetic System Kit for Whip Mix Models 8500, 9800, 8300, 2200, Panadent and Hanau (Modular) Articulators. Includes One Package of 20 "QuickMount" Plates, WHITE, with Metal Disks and Two "QuickMount" Plate Holders, 13 mm, with Plastic Wrenches
- 28708 "QuickMount" Magnetic System Kit for Whip Mix Models 8340, 2240, 2340, 3040, 3140, 4640, 4641 and Hanau Wide Vue Articulators. Includes One Package of 20 "QuickMount" Plates, WHITE, with Metal Disks, One "QuickMount" Plate Holder, 13 mm, with Plastic Wrench and One "QuickMount" Plate Holder (25 mm)

Accessories

- 28705 "QuickMount" Magnetic System Transfer Base Assembly for Use with Indirect Mounting Face-Bows
- 28706 "QuickMount" Magnetic System Face-Bow Fork Support
- 03737 #8579Q "QuickMount" Remounting Jig

U.S. Patent No. 5,730,593



Selection Guide

Item No.	28701	28703	28704	28710
	White Plates (Pkg. 20)	13mm Plate Holder	25mm Plate Holder	White Plates (Pkg. 100)
Whip Mix: 8500, 8300, 2200, DB2000	X	2		X
Whip Mix: 8340, 2240, 2340, 3040, 3140, 4640, 4641	X	1	1	X
SAM®	X	2		
Panadent	X	2		X
Hanau (Modular)	X	2		X
Hanau (Wide Vue)	X	1	1	X
Hanau 1 Pin			2	

Accessories

For Articulators

Whip Mix accessories enhance the capabilities of Whip Mix articulator systems and provide the clinician with a wide range of options for specialized needs.




#2460 Adjustable Incisal Guide

This metal table replaces the plastic guide block when its use is indicated. It can be tilted and moved anteroposteriorly while the lateral wings are raised to provide the desired separation of the casts in eccentric movements.



#8533 Dovetail Incisal Block

Specifically made for clinicians and technicians who prefer to use a custom incisal guide table formed with cold-cure acrylic. A custom guide prevents wearing of the anterior guidance surfaces of the casts and provides a permanent record of anterior disclusion. Designed so the acrylic guide can be easily removed and replaced, the dovetailed sides and centering screw ensure accurate repositioning, time after time.



#8575 Remounting Jig

Temporarily replaces the mandibular cast and its mounting plate. Made of anodized aluminum, it eliminates the need for a second face-bow recording and transfer if remounting finished dentures. Attaches to the articulator with the mounting plate screw.



#8579Q "QuickMount" Remounting Jig

Temporarily replaces the mandibular cast and its mounting plate. Made of anodized aluminum, it eliminates the need for a second face-bow recording and transfer if remounting finished dentures. Attaches quickly to an articulator equipped with the "QuickMount" Magnetic System.



#8580 Mounting Plate, Standard

Durable and reusable. Set of two.



#8580B Plastic Mounting Plate

An economical alternative to metal mounting plates. Threaded metal inserts resist stripping. Fits Whip Mix, Sam, Quick and Panadent Articulators. Box of 20, 100 or 500.

Item No. Description

03720	#2460	Adjustable Incisal Guide
18870	#8533	Dovetail Incisal Block
03735	#8575	Remounting Jig
03737	#8579Q	"QuickMount" Remounting Jig
03867	#8580	Metal Mounting Plates (Set of 2)
28495	#8580B20	Plastic Mounting Plates (Box 20)
28509	#8580B100	Plastic Mounting Plates (Box 100)
28517	#8580B500	Plastic Mounting Plates (Box 500)

Accessories

For Articulators



Universal Tote Bag

Designed to accommodate articulators, face-bows and accessories, the Universal Tote Bag has three separate, padded storage compartments. Storing the articulator in the middle compartment with the elastic band in place will secure the instrument during transport. The end compartments are designed to hold the face-bow, as well as accessories.



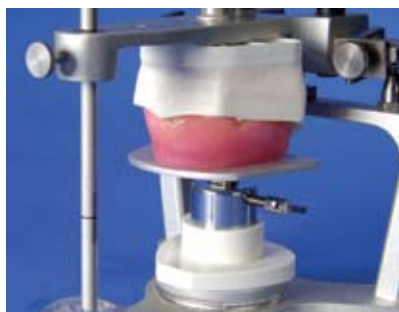
#8780B Carrying Case

Designed to accommodate any Whip Mix articulator, "QuickMount" Face-Bow and accessories. While not recommended as a shipping container, the custom fit of the inner wall provides for exceptional protection in daily handling.



InstaMount Mechanical Mounting System

The InstaMount is designed for mounting upper and lower gypsum models on Whip Mix articulators. Models can be articulated quickly, neatly and precisely without plaster.



#2224Q Occlusal Stand Assembly Two-Dimensional Occlusal Template Stand

The #2224Q Occlusal Stand Assembly quickly relates working casts to the Whip Mix Articulator without the use of a face-bow. Using the theory of Bonwill's Equilateral Triangle the Occlusal Template Stand relates the casts to the articulator's hinge axis. It serves as a permanent record of the occlusal relationship during the denture set-up. It allows for quick and easy adjustments to the set-up if needed. Markings are clearly visible to record amount of change.



Item No. Description

18156		Universal Tote Bag
18155	#8780B	Plastic Carrying Case with Metal Hinges (Not for Shipping with Mounted Casts)
03868		InstaMount Mechanical Mounting System
34211	#2224Q	Occlusal Stand Assembly

Accessories

For Face-Bows



#8587 Face-Bow Fork Support

Screws into the #9176A Transfer Base Assembly of all Whip Mix Indirect Mounting Face-Bows. The swivel cross arm supports the face-bow fork and maxillary cast firmly during cast mounting procedure.



#8585 Face-Bow Fork Support

Designed for use with all Whip Mix Direct Mounting Face-Bows, the Fork Support attaches to the lower frame of the articulator. Swivel cross arm supports Face-Bow Fork and maxillary cast firmly during maxillary cast mounting procedure.



#9176A "QuickMount" Transfer Base Assembly

Used to attach the Transfer Assembly to the lower frame of Whip Mix articulators during the indirect mounting procedure.



#9176Q "QuickMount" Magnetic Transfer Base Assembly

Used to attach the Transfer Assembly to Whip Mix articulators equipped with the "QuickMount" Magnetic Mounting System.



"QuickMount" Face-Bow Fork Support

Attaches to the lower member of the articulator via the magnetic plate holder. A #28706 Fork Support is required to secure any "QuickMount" Transfer Base Assembly to an articulator.



#9186 Face-Bow Adaptor

Allows the #9188 Transfer Assembly from a #9185 or #9285 Whip Mix Indirect Mounting Face-Bow to be adapted to Hanau Wide-View Articulators. The #9186 Adaptor replaces the standard #8686 Support Bar to accurately position the upper frame of the articulator in relation to the Transfer Assembly.

Item No. Description

33359	#8587	Fork Support for Indirect Face-Bow
03743	#8585	Face-Bow Fork Support
34444	#9176A	"QuickMount" Transfer Base Assembly
28705	#9176Q	"QuickMount" Magnetic Transfer Base Assembly
28706	—	"QuickMount" Face-Bow Fork Support
33375	#9186	Face-Bow Adapter for Hanau Wide-View Frame Articulators and #9185 or #9285 Face-Bow

Accessories

For Face-Bows



#9650 Quick Lock Toggle Assembly

The Quick Lock Toggle Assembly has a variety of customer-oriented features including a stainless steel universal joint for a wide range of movement. Single toggle locking mechanism obtains registration quickly and precisely.



#8631 Offset Face-Bow Fork

An excellent choice for full denture techniques where it is necessary for the incisal guide pin to remain in place while making the face-bow transfer.



Alminax Bite Registration Wax

A metallized wax furnished in sheet form so it can be conveniently cut to the desired shape. Easily softened in warm water or over a flame. When chilled it possesses sufficient strength to resist deformation by normal handling.



#8609 Bite Fork

Used with all Whip Mix "QuickMount" Face-Bows. Additional holes have been added to increase retention of various registration materials.



#9659 Face-Bow Fork for Quick Lock Toggle

Bite fork for use with the Quick Lock Toggle Face-Bow



#9661 Face-Bow Offset Fork for Quick Lock Toggle

This bite fork is used with the Quick Lock Toggle Face-Bow for complete dentures.

Item No. Description

04464	#8609 Bite Fork
34340	#9659 Face-Bow Fork for Quick Lock Toggle
34333	#9661 Face-Bow Fork Offset for Quick Lock Toggle
04480	#8631 Face-Bow Fork (Offset Stem)
03905	Alminax (Box of 9 sheets)
34341	Quick Lock Toggle Assembly

Articulating Paper

For the Best in Articulating Papers, Films and Accessories



Superior quality control at the manufacturing level means Ardent™ articulating paper delivers clear, positive markings without smudging.

Those manufacturing processes assure you of a paper or film that delivers exact coating and ink penetration that virtually eliminates false markings. What's more, Ardent articulating paper and articulating film achieve superior dental markings in wet or dry fields.



Item No. Description

Articulating Paper – Premium – Strips

60000	Premium Thin Blue	140 strips	88 microns	(0.0035")
60001	Premium X Thin Blue	140 strips	63 microns	(0.0025")
60007	Premium Thick Blue	70 strips	225 microns	(0.009")
60009	Premium Thin Blue "P.C.s"	150 strips	88 microns	(0.0035")

Articulating Paper – Standard Waxed – Strips

60002	Chrom-Coat Thin Blue	140 strips	76 microns	(0.003")
60003	X Thin Blue	140 strips	63 microns	(0.0025")
60004	XX Thin Blue	140 strips	37 microns	(0.0015")
60005	Red/Red	144 strips	63 microns	(0.0025")
60006	Red/Blue	144 strips	63 microns	(0.0025")
60008	Quadrant Red/Blue Curved	144 strips	63 microns	(0.0025")

Articulating Paper – Horseshoe/Full Arch

60100	Red/Blue	72 strips	63 microns	(0.0025")
60101	Premium Blue/Blue	60 strips	63 microns	(0.0025")

"Exacta-Film" Articulating Film

60200	Red/Black	75 strips	19 microns	(0.00075")
60201	Black/Black	75 strips	19 microns	(0.00075")
60202	Red/Red	75 strips	19 microns	(0.00075")
60203	Red/Black	225 strips	19 microns	(0.00075")
60204	Black/Black	225 strips	19 microns	(0.00075")
60205	Red/Red	225 strips	19 microns	(0.00075")

Forceps

60300	Hold-Tight Forceps Disposable	100 per bag
60301	Miller Type Forceps, Stainless Steel	1 per pack



EQUIPMENT



Xcavator™

Automated Divesting Unit



Xcavator, the first-ever automated divesting unit for use with pressable ceramics. The Xcavator drastically reduces work time and streamlines your whole process.

- Place the hot ring directly into the machine, saving an hour or more of cooling time
- Ideal for pressable ceramics, press to Zirconia, press to Captek™, press to metal, and metal castings
- Use the variable speeds to ensure proper depth of cut for any investment type every time
- Switch between the two most common size rings (100 and 200 gram) with only minor adjustments to the equipment
- 3 year parts and labor warranty (U.S. & Canada only)



Glass Beads



Ring



Item No. Description

09800	Xcavator (115V/60Hz)
09803	Xcavator (230V/50Hz)
09805	Glass Beads–Xcavator 50 lb. Pail

Technical Specifications:

POWER SUPPLY	110–120 VAC, 60 Hz 208–240 VAC, 50 Hz
WEIGHT	13.1 kg (29 lbs)
DIMENSIONS	36.9 cm (14.5") Wide 48.9 cm (19.25") High 39.4 cm (15.5") Deep
RING CAPACITIES	100 g, 200 g
DELAY START TIME	100 g Delay = 6.25 min 200 g Delay = 9.6 min
WARRANTY	3 years parts and labor (US and Canada only)

AquaSpense™

Two Lean Advantage Products



AquaSpense and AquaSpense SL improve accuracy, maintain quality and reduce remakes

AquaSpense Specifications:

POWER SUPPLY	110–120 VAC, 50/60 Hz, 1A 200–240 VAC, 50/60 Hz, .5A
WEIGHT	9.3 kg (20.5 lbs) Shipping Weight
DIMENSIONS	29.8 cm (11.75") Wide 59.1 cm (23.25") High 33.3 cm (13.125") Deep
DISPLAY	4 lines x 20 characters
OPERATIONAL ALTITUDE	Sea Level –1,999.5 Meters (6,560 Feet)
OPERATIONAL TEMPERATURE	13°C (55° F) – 41°C (105°F)
WARRANTY	3 years parts and labor (US and Canada only)

AquaSpense SL Specifications:

POWER SUPPLY	110–120 VAC, 50/60 Hz, 1A 200–240 VAC, 50/60 Hz, .5A
WEIGHT	9.3 kg (20.5 lbs) Shipping Weight
DIMENSIONS	29.8 cm (11.75") Wide 59.1 cm (23.25") High 33.3 cm (13.125") Deep
DISPLAY CHARACTERS	4 lines x 20 characters
OPERATIONAL ALTITUDE	Sea Level –1,999.5 Meters (6,560 Feet)
OPERATIONAL TEMPERATURE	13°C (55° F) – 41°C (105°F)
WARRANTY	3 years parts and labor (US and Canada only)

Item No. Description

09560	AquaSpense, 115 V
09561	AquaSpense, 230 V
09550	AquaSpense SL, 115 V
09551	AquaSpense SL, 230 V



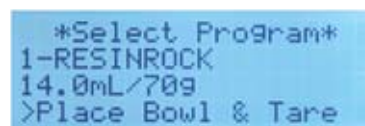
AquaSpense™

AquaSpense is designed primarily for model production, rapidly dispensing a single liquid (distilled water) by weighing the bowl with the powder on a calibrated scale. By dispensing the exact amount of liquid for each pre-programmed powder, remakes are virtually eliminated. Inconsistencies and inaccuracies due to human error in water/powder ratios are removed from the modeling process. You'll achieve predictable working times, set times, hardness and expansion. Accurate models are produced every time.

AquaSpense SL™

AquaSpense SL is used primarily in the investment area. The key difference in the two units is that the SL is capable of accurately dispensing two different liquids. On one side of the unit, two pumps quickly dispense water. The other side uses a pinch valve for dispensing Special Liquid for investments. The results are consistent casting sizes with less finishing time.

The SL unit is extremely versatile and can be used in smaller labs as a combination unit that dispenses liquids for models as well as investments. The SL can also be used in the model department, when using a Gypsum Hardener or other enhancing liquid.



Both AquaSpense Liquid Dispensers:

- Accurately weigh gypsum or investment powder and dispense the precise amount of water and/or Special Liquid required.
- Eliminate human error with no hand measuring required.
- Maintain accurate liquid/powder ratios.
- Provide predictable end results for both models and castings.
- Offer program memory settings for up to 15 gypsums or investments.

VPM2™


Programmable Vacuum Mixing Unit



VPM2 Vacuum Mixing Unit



Reverse LCD display clearly shows programs and parameters



Vacuum holds the Vac-U-Mixer to the unit for hands-free mixing

The VPM2 is designed for vacuum mixing all types of gypsums, plasters and investments. You can enter up to 30 separate programs using several parameters to custom mix a material. Utilizing multiple stages, the VPM2 can be programmed for time, speed and paddle direction.

- Pre-mix stage blends powder and liquid using alternating paddle direction, eliminating the need for hand mixing
- Twin chamber, oil-less vacuum pump offers a powerful vacuum, providing a bubble-free mix
- Vortex inducing paddle design quickly and efficiently incorporates mix
- Inlet filter prevents material from entering vacuum pump
- Display programmable in 5 languages (English, German, French, Italian and Spanish)
- Compact, space saving design

Technical Specifications:

DIMENSIONS	22.3 cm (8.8") Wide 57 cm (22.5") High 19.75 cm (6.2") Deep
WEIGHT	20 kg (45 lbs.)
VOLTAGE	85–245V 50/60 Hz
MIXING SPEED	100–500 RPM Premix, 100–400 RPM
VACUUM	27.5 In Hg (930 mbar)
USER PROGRAMS	30
MIXING TIME	1–255 Seconds (4.25 Minutes)
WARRANTY	3 years on unit U.S. and Canada only

Item No. Description

VPM2 VACUUM MIXING UNIT

- 29339 Complete with wall bracket and 500 mL Vac-U-Mixer (115V/60Hz)
- 29340 Complete with stand and 500 mL Vac-U-Mixer (115V/60Hz)
- 29341 Complete with wall bracket and 500 mL Vac-U-Mixer (230V/50Hz)

VPM2 VAC-U-MIXERS

- 29344 #4485 300 mL (150g capacity)
- 29345 #6585 500 mL (350g capacity)
- 29346 #6685 875 mL (650g capacity)
- 29348 #7685 1200 mL (1000g capacity)
- 29352 #6785 Flexible Vac-U-Mixer 350g (Lid & Paddle Assembly Included)
- 29355 #6790 Flexible Vac-U-Mixer 650g (Lid & Paddle Assembly Included)
- 15680 #6711 Spatula

VPM2 PARTS & ACCESSORIES

- 29343 Stand
- 29342 Wall Bracket



Vacuum Mixing and Investing

Combination Unit and Vacuum Power Mixer Plus



Combination Unit



Vacuum Power Mixer Plus

Combination Unit – Dual Speed

The Combination Unit is equipped with two drive shafts which rotate at different speeds. The faster speed (1,725 RPM) reduces mixing time required for small quantities (90 gram or less) of investment. The slower speed (425 RPM) is for all mixing purposes, with or without vacuum.

Vacuum Power Mixer Plus – Single Speed

The Vacuum Power Mixer Plus provides a single drive speed of 425 RPM. This slow speed is ideal for mixing quantities from 5 gram to 1,000 gram of plaster, stone, die material, investment and alginate.

Ortho Vacuum Power Mixer Plus

Includes the Handy-Holder Bowl Support, 875 mL Vac-U-Mixer (#6615), plastic tubing and connections.

Item No. Description

COMBINATION UNIT

- 08265 Complete with 200 mL Vac-U-Spat and Accessories and 500 mL Vac-U-Mixers (115V/60Hz)
- 18082 Complete with 200 mL VAC-U-SPAT and Accessories and 500 mL VAC-U-MIXER (230V/50Hz)

VACUUM POWER MIXER PLUS

- 29181 Complete with 500 mL and 300 mL Vac-U-Mixers and 2-1/4 ft. Plastic Tubing and Connections (115V/60Hz)
- 29866 Complete with 500 mL and 300 mL Vac-U-Mixers and 2-1/4 ft. Plastic Tubing and Connections (230V/50Hz)

ORTHO VACUUM POWER MIXER PLUS

- 29262 Complete with Handy-Holder Bowl Support and 875 mL Vac-U-Mixer
- 29920 Complete with Handy-Holder Bowl Support and 875 mL Vac-U-Mixer (230V/50Hz)

Technical Specifications:

VOLTAGE	115V/60Hz	230V/50Hz
AMPERAGE	4A	2A
DIMENSIONS	22.8 cm (9") Wide 68.6 cm (27") High 20.3 cm (8") Deep	
WEIGHT	12.2 kg (27 lbs.)	
DRIVE MOTOR	1/4 HP	
ROTARY VANE	68.6 cm (27") at sea level Deduct 1" (2.54 cm) for each 1,000 feet (300 meters) elevation	
WARRANTY	3 years*	1 year
	*U.S. and Canada only	

Features:

- Vacuum-invest inlays, crowns and bridges with the Vac-U-Spat – your patterns are smooth and bubble-free.
- Convenient built-in Vibrator Arm enables user to vibrate mix with or without vacuum.
- Both units are easily installed on wall with the mounting board (included) – a #6380 Bench Stand is also available for bench-top mounting.



Ortho Vacuum Power Mixer Plus



Vac-U-Mixer™

Mixing Under Vacuum



The Whip Mix Vac-U-Mixer allows thorough spatulation of stones, plasters, die materials, investments and alginates under vacuum to produce smooth, dense, detailed casts or impressions. Every Vac-U-Mixer size can be driven by both the Combination Unit or the Vacuum Power Mixer Plus.

Easy Operation

Simply insert drive nut in the drive chuck of your vacuum-mixing unit and the Vac-U-Mixer will do the rest. To avoid contamination, separate Vac-U-Mixers should be used for mixing phosphate investments, alginates and gypsum materials. The #4450, 300 mL size with a Teflon-coated paddle for easy cleanup is recommended for alginates.

The Vac-U-Mixer is available in five sizes to satisfy the needs of any office or laboratory. These mixers provide a range of capacities from 100 grams to 1,000 grams. Sturdy construction ensures trouble-free operation; bowls are rigid, clear plastic or stainless steel (#7600, 1,200 mL). All models have stainless steel paddles and shafts.

Provide a description of your present equipment and materials to be mixed when you order so proper drive nuts will be supplied.

Item No. Description

VAC-U-MIXER

08664	#6400	200 mL (100 g cap.) – 2 Scoops of Alginate*, with #6406 Paddle Assembly and Drive Nut #6375
08672	#6400	200 mL (100 g cap.) with #4007 Paddle Assembly and Drive Nut #4109
08710	#4450	300 mL (150 g cap.) – 3 Scoops of Alginate* with #4458 Teflon Paddle Assembly and Drive Nut #6375
08702	#4450	300 mL (150 g cap.) with #4455 Paddle Assembly and Drive Nut #6375
08729	#4450	300 mL (150 g cap.) with #4507 Paddle Assembly and Drive Nut #4109
08761	#6500	500 mL (350 g cap.) with #6506 Paddle Assembly and Drive Nut #6375
08818	#6500	500 mL (350 g cap.) – 5 Scoops of Alginate* with #6508 Flat Paddle Assembly and Drive Nut #6375
08788	#6500	500 mL (350 g cap.) with #6507 Paddle Assembly and Drive Nut #4109
15652	#6515	500 mL (350 g cap.) – For Use with Handy-Holder
08834	#6600	875 mL (800 g cap.) with #6606 Paddle Assembly and Drive Nut #6375
15660	#6615	875 mL (800 g cap.) – For Use with Handy-Holder
08842	#7600	1200 mL (1000 g cap.) – Stainless Steel Bowl and Lid

VAC-U-SPAT

07439	#4120	200 mL (75 g) with Drive Nut #4109
-------	-------	------------------------------------

* Flat and Teflon paddles are recommended for alginates; also the use of a separate bowl.

Flexible Vac-U-Mixer

Flexible bowl for mixing gypsums and investments under vacuum. The Flexible Vac-U-Mixer takes the frustration out of the mixing process. With just a firm squeeze, the technician can crack and release a majority of the hardened stone without damaging the bowl. Higher impact resistance than a standard mixing bowl. Use with Vacuum Power Mixer Plus, VPM2 and Combination Unit.

(To see video demonstration of the Flexible Vac-U-Mixer, visit www.whipmix.com)

Item No. Description

FLEXIBLE VAC-U-MIXER (Lid and Paddle Assembly included)

15665	#6720	350g For use with VACUUM POWER MIXER PLUS and COMBINATION UNIT
29352	#6785	350g For use with VPM2
15667	#6750	650g For use with VACUUM POWER MIXER PLUS and COMBINATION UNIT
29355	#6790	650g Flexible Vac-U-Mixer For use with VPM2
15680	#6711	Spatula

*Flat and Teflon paddles are recommended for alginates. To avoid contamination, separate Vac-U-Mixers should be used for investments, alginates and gypsum materials.




Vac-U-Spat

The Vac-U-Spat permits spatulating and investing of inlay, crown, and bridge patterns completely under vacuum. The resulting castings are smooth and bubble-free.

Replacement Parts

Vac-U-Mixer



Parts for Vac-U-Mixer

Item No. Description

09091	#6375	Slotted Drive Nut for Operation with Combination Unit or Vacuum Power Mixer – R.H. Thread
09113	#4109	Friction Grip Drive Nut (for 200, 300, and 500 mL Size Only) for Operation with Vac-U-Vester and Combination Unit – L.H. Thread
09105	#6865	Slotted Drive Nut (for 1200 mL Vac-U-Mixer or #6800 Mechanical Mixer) for Operation with Combination Unit or Vacuum Power Mixer – R.H. Thread
15555	#6393	Drive Nut for Operation with Handy-Holder on Combination Unit or Vacuum Power Mixer – R.H. Thread

Plastic Tubing and Connections

09156	#5700	Plastic Tubing, 2-1/4 ft. with Plastic Trap, Trap Cap and O Rings
09172	#5701	Metal Trap Cap with O Rings #1 and #2
09180	#5703	Gauze for Plastic Trap (Pkg. of 6)
09199	#5704	Retainer Spring
09202	#5705	Plastic Trap with Retainer Spring and Gauze
09211	#5709	Plastic Tubing – 5 ft. Length
16721	#5707	Plastic Tubing – 2-1/4 ft. Length
07366	#4008	O Ring #1-5/16" O.D. for Tip of Trap Cap (Pkg. of 6)
07374	#5702	O Ring #2-7/16" O.D. – Fits Inside Trap Cap (Pkg. of 6)

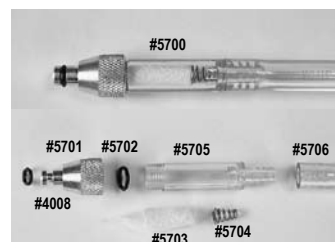
Drive Nuts and Chucks

Whip Mix driving motors provide two basic speeds. High speed, at 1,725 rpm, is recommended only for vacuum-investing with the 200 mL Vac-U-Spat. Because of its small paddle diameter, the Vac-U-Spat gives the most uniform results with all inlay investments with high speed spatulation.

Low speed, at 425 rpm, is recommended for all Vac-U-Mixers when spatulating gypsum materials, alginates and large quantities of investments. The Vac-U-Mixer Plus provides only low speed. But the Combination Unit has two drive speeds: the rear Drive Chuck #6108 is the high speed at 1,725 rpm, and the front is the low speed at 425 rpm. Drive Nuts on the mixing units and corresponding drive chucks on motors have been designed to prevent the interchange of a mixing unit between these two speeds.

Also, the directions of rotation of the drive chucks for these speeds is opposite. The high-speed drive chucks of the Combination Unit and the discontinued Vac-U-Vester require a left-hand thread for the paddle shaft and drive nut. The low-speed drives of the Combination Unit and the Vacuum Power Mixer Plus need a right-hand thread for the paddle shaft and drive nut.

It is important, therefore, that the proper drive nut is specified whenever a mixing unit is ordered. And when adapting a mixer already in use, the thread direction must be considered – sometimes the entire paddle assembly must be changed.



Accessories

For Vacuum Mixing Units



Vac-U-Timer



Bench Stand



Vac-U-Care Maintenance Kit

Vac-U-Timer

The Vac-U-Timer will accurately time your mixing and other laboratory operations.

- Minutes and seconds programmable up to 99 minutes/59 seconds with responsive touch-tone buttons
- Easy-to-activate alarm and memory function
- Velcro back easily affixes Vac-U-Timer to your mixing unit or any convenient surface
- Timer automatically resets at the end of timing cycle

Bench Stand

A Bench Stand #6380 is available for bench-top mounting of the Combination Unit or Vacuum Power Mixer Plus.

Vac-U-Care Maintenance Kit

When it comes to taking care of any kind of machinery or equipment, we all know a little maintenance always goes a long way. So if your Whip Mix Combination Unit or Vacuum Power Mixer Plus has yellow, oily tubing or your vacuum gauge is not reading as high as it should, it's time to order the simple, do-it-yourself Vac-U-Care Maintenance Kit.

(For a video on how to use the Vac-U-Care Maintenance Kit, visit www.whipmix.com)

Item No. Description

VAC-U-TIMER

25585 #6125 Vac-U-Timer

BENCH STAND

06149 #6380 Bench Stand, White

VAC-U-CARE MAINTENANCE KIT includes:

28398 #5700 Tubing and Connections
 #6010 Vanes
 #4008 O Ring #1 (pkg. 6)
 #4079 Lubriplate (1 tube)
 #6012-15 Felt Set for Oiler Unit
 #6012-4 Wick
 #6040 Cork Gasket
 4 oz. VV56 Lubricant

Model Trimmers

10-Inch and 12-Inch Sizes



Quality crafted, easy-to-use Whip Mix model trimmers provide excellent cutting action to produce consistently attractive casts.

Available in 10-inch and 12-inch sizes, all units are constructed of rigid cast aluminum housings and backing plate, and are shipped completely assembled for immediate use.

The 12-inch model features a fully adjustable work table. A hinged front cover held by a single wing

nut, allows easy access to change or reverse the abrasive wheel. A full radius water supply provides effective abrasive surface cleaning, while removable clean-out plugs provide access for general cleaning. Unit comes with a coarse abrasive wheel.

The 10-inch model offers a two-position work table and many of the same general features but in a more compact size and at a lower price. It comes with a coarse abrasive wheel.

The Deluxe 12-inch Model Trimmer includes the following accessories:

- Electric water valve, which eliminates constant flow adjustment
- Water spray attachment for easy clean-up
- Splash shield which provides protection from spray and debris

The Diamond Deluxe Model Trimmer, with the super-abrasive Blue Wonder™ diamond wheel, trims models with exceptional speed, efficiency, and virtually no downtime. The wheel lasts an average of two to five years.

Diamond particles embedded in the fiberglass substrate of the wheel create tough, durable cutting edges which trim gypsum or refractory casts more quickly, quietly, and smoothly than with traditional stone or abrasive wheels.



Item No. Description

10-Inch Model Trimmer	
09474	Equipped with 2 Position Work Table and 10" x 1/4" Coarse Abrasive Wheel (115V/60Hz, 1/3 HP)
28029	(230V/50Hz, 1/3 HP)
12-Inch Model Trimmer	
09644	Equipped with Fully Adjustable Work Table and 12" x 1/4" Coarse Abrasive Wheel (115V/60Hz, 1/2 HP)
22691	(230V/50Hz, 1/2 HP)
Deluxe 12-Inch Model Trimmer (With Accessories*)	
09512	Equipped with Fully Adjustable Work Table and Coarse Abrasive Wheel (115V/60Hz, 1/2 HP)
21644	(230V/50Hz, 1/2 HP)
Diamond Deluxe 12-Inch Model Trimmer (With Accessories*)	
25143	Equipped with Fully Adjustable Work Table and Blue Wonder™ Diamond Wheel (115V/60Hz, 1/2 HP)
25178	(230V/50Hz, 1/2 HP)

*Accessories Include: Electric Water Valve, Water Spray Attachment and Splash Shield

Technical Specifications:

VOLTAGE	115V/60Hz	230V/50Hz
AMPERAGE	4A	2A
	10-INCH	12-INCH
DIMENSIONS	35.5 cm (14") W 40.5 cm (16") H 38 cm (15") D	40.5 cm (16") W 43 cm (17") H 38 cm (15") D
WEIGHT	15.27 kg (33.65 lbs.)	19.3 kg (42.65 lbs.)
DRIVE MOTOR	1/3 HP	1/2 HP
TABLE	Two-position	Fully-adjustable 85° to 120° angle ranges from grinding wheel surface
WARRANTY	3 years*	1 year
	*U.S. and Canada only	

Model Trimmers

12-Inch Orthodontic



The 12-inch Orthodontic Model Trimmer was designed for professionals who wish to simplify the trimming of casts. The adjustable work table is simple and easy to use, with only two functional accessory devices necessary to trim a complete model. Table will adjust vertically with near vertical cutting force.

As with all Whip Mix Model Trimmers, this unit is quality constructed for precision and dependability and includes many of the same convenience features. Unit comes with Orthodontic Work Table including Vertisquare, Angle Guide and Coarse Abrasive Wheel.

Item No.	Description
DELUXE 12-INCH ORTHODONTIC MODEL TRIMMER (With Accessories*)	
09601	Equipped with Orthodontic Work Table and Coarse Abrasive Wheel (115V/60Hz, 1/2 HP)
20753	(230V/50Hz, 1/2 HP)
*Accessories Include: Electric Water Valve, Water Spray Attachment and Splash Shield	

Technical Specifications:

VOLTAGE	115V/60Hz	230V/50Hz
AMPERAGE	4A	2A
DIMENSIONS	40.5 cm (16") Wide 43 cm (17") High 38 cm (15") Deep	
WEIGHT	19.6 kg (43.15 lbs.)	
DRIVE MOTOR	1,725 RPM 1/2 HP	
WARRANTY	3 years*	1 year
	*U.S. and Canada only	

Model Trimmers

3/4 HP Wet Model Trimmer



This innovative 3/4 HP WET Model Trimmer was designed with power, performance and safety in mind. Engineered for heavy-duty use, the 3/4 HP wet trimmer operates at a full 1,800 RPM.

Designed for the professional lab, this unit will withstand years of rigorous use.

Special Features Include:

- Self-cleaning design flushes slurry from unit, preventing stone or plaster build-up
- Easy-to-open, single-clasp door
- Electric Water Valve
- Splash Shield
- Water Spray Attachment

Safety Features Include:

- Enclosed motor
- Special "trip-to-off" safety switch which shuts off motor if the door is opened during operation or in the event of a power failure
- Waterproof on/off switch

Item No. Description

3/4 HP WET MODEL TRIMMER*

09650 Equipped with a Two-Position Stainless Steel Work Table and a 12" x 1/4" Coarse Abrasive Wheel. (115V/60Hz, 3/4 HP)

*Also includes: Electric Water Valve, Splash Shield and Water Spray Attachment



Technical Specifications:

VOLTAGE	115V/60Hz
AMPERAGE	4A
DIMENSIONS	38 cm (15") Wide 39 cm (15.25") High 48 cm (19") Deep
WEIGHT	28.3 kg (62.45 lbs.)
DRIVE MOTOR	1,800 RPM 3/4 HP
TABLE	Two-position
WARRANTY	3 years U.S. and Canada only



Two-position, stainless steel work table; 90° angle and 105° relief angle to wheel



Self-cleaning design reduces stone/plaster buildup



Safety switches include: waterproof on/off switch and "trip-to-off" safety switch

Accessories

For Model Trimmers



12-Inch Model Trimmer With Optional Accessories

Item No. Description

22590	Plastic Sediment Tray, Fits Most Model Trimmers
12823	#34008 Electric Water Valve (115V/60Hz)
12939	#35175 Water Spray Attachment
22373	#35173 Splash Shield
12777	#35015 Orthodontic Work Table Including Vertisquare, Angle Guide and Template

BLUE WONDER™ DIAMOND WHEEL (With Gasket)

28614	#30430 10-inch Super Abrasive
25135	#30432 12-inch Super Abrasive
09602	Cleancut Wheel Cleaner

MODEL TRIMMER WHEEL (With Gasket)

12963	#30102 10-inch Medium Abrasive
29327	#30293 10-inch Coarse Abrasive
12998	#30097 12-inch Medium Abrasive
13005	#30292 12-inch Coarse Abrasive
13013	#30138 12-inch Extra Coarse Abrasive

PSA DISC (Pressure Sensitive Adhesive Disc)

12-Inch with 1-Inch Diameter Center Hole 50 Grit-Coarse (3M)

13056	#30433 Box of 4 Discs
13064	#30433 Box of 25 Discs

CONVERSION KIT (From Abrasive Wheel to PSA Disc)

13730	12-Inch Plastic Backup Disc w/3-50 Grit PSA Discs
-------	---

Orthodontic Work Table

A precision-calibrated, easily adjustable work table offering near vertical cutting force. Comes with durable Vertisquare, Angle Guide and Template. Fits 12-inch size.

Electric Water Valve

Regulates water supply in conjunction with the trimmer's on/off switch, saving water and eliminating constant flow adjustment.

Plastic Sediment Tray

Designed to fit under all Whip Mix Model Trimmers and most other major brands, this high-impact polystyrene sediment tray is extremely strong yet lightweight and easy to clean.

A central platform keeps trimmer clean and dry. Left and right side drain holes make for convenient placement on either side of sink. Unit measures 18" long x 16-1/2" wide x 3" high (45.7 cm x 42 cm x 7.6 cm).

Water Spray Attachment

A lever-operated water spray head for easy cleaning of casts.

Splash Shield

Clear plastic shield provides protection from water spray/debris.

Model Trimmer Wheels

12" abrasive wheel available in medium, coarse and extra coarse grits. 10" available in medium and coarse grit.

Blue Wonder™ Diamond Wheels

Diamond particles embedded in fiberglass substrate provide fast, aggressive cutting action. One year guarantee. Available in 10-inch and 12-inch sizes.

12-Inch PSA Disc

Pressure-sensitive discs available in 50 grit.

Conversion Kit

Allows conversion from abrasive wheel to Pressure Sensitive Adhesive Disc System (PSA). Standard kit contains three 50 grit discs, plus a 12" Plastic Backing Disc.

The Heat Zone™

Wax Tool Heater



- Heats wax tools fast without flame
- Reduces carbon build up on instruments
- Energy efficient as power is used only at the moment of heating
- No gas lines required, making unit mobile and operational anywhere an electric outlet is available
- Indicator light glows green for ready mode and red for when in use
- Safety light blinks if instrument is left heating too long
- Replaceable inserts keeps unit clean of wax residue (5 included)

Item No.	Description
10147	115V The Heat Zone
10247	230V The Heat Zone

Technical Specifications:

VOLTAGE	AC 100/120V 50/60Hz
	AC 220/240V 50/60Hz
DIMENSIONS	3.5" W x 8.3" D x 3.5" H 89mm x 211mm x 89mm
WEIGHT	1 lb. (0.45 kg)
NOTE: Minimum voltage supply should not exceed ± 10% of the nominal value	



Digital Wax Carving Pencils

Digital Waxing Units



Digital Wax Carving Pencil – Single

In addition to standard features:

- Switch between two temperatures at the touch of a button
- Space-saving small footprint
- Compartment in rear of unit for easy storage of carving tips
- Includes two wax tips

Standard Features

- Easy to use
- Excellent heat conductivity
- Long service life
- Accurately maintains desired temperature
- Digitally displays temperature in either Celsius or Fahrenheit temperature scales
- Previous working temperature is stored in memory, even if the unit has been turned off
- Silicone cool-grip handle reduces hand fatigue and temperature transfer
- 2-year warranty

Digital Wax Carving Pencil – Dual

In addition to standard features:

- Easy-to-use control buttons
- Two-line circuit, designed for simultaneous work
- Convenient external cradles
- Comes complete with six of the most commonly used waxing tips

Item No. Description

10157	115V Digital Wax Carving Pencil - Single
10257	230V Digital Wax Carving Pencil - Single
10150	115V Digital Wax Carving Pencil - Dual
10250	230V Digital Wax Carving Pencil - Dual
10163	Replacement Wax Carving Pencil

Digital Wax Carving Pencil – Dual Technical Specifications:

VOLTAGE	AC 100/240V 50/60Hz 20W
DIMENSIONS	4.7" W x 6.3" D x 2.9" H 119mm x 160mm x 74mm
TEMPERATURE	50°C-200°C 122°F-392°F
WEIGHT	2.8 lbs. (1.27 kg)
NOTE: Minimum voltage supply should not exceed ± 10% of the nominal value	

Digital Wax Carving Pencil – Single Technical Specifications:

VOLTAGE	AC 110/220V 50/60Hz
DIMENSIONS	3" W x 4.7" D x 2.5" H 76mm x 119mm x 64mm
TEMPERATURE	50°C-200°C 122°F-392°F
WEIGHT	1.2 lbs. (0.54 kg)
NOTE: Minimum voltage supply should not exceed ± 10% of the nominal value	



Digital Wax Carving Pencils - Continued

Digital Waxing Units



Item No. Description

10155	115V Wax Carving Touch Pencil - Dual
10255	230V Wax Carving Touch Pencil - Dual

Accessories

10159	Electric Heating Tool
10165	Replacement Pencil (compatible with Touch Unit only)

Tips (available individually) Compatible with all Digital Waxing Units

1. 10171 Offset Explorer
2. 10172 PKT 1
3. 10173 PKT 2
4. 10174 Discoid
5. 10175 Mini-Beavertail
6. 10176 Beavertail
7. 10177 Large Beavertail
8. 10178 PKT 7
9. 10179 1/2 Hollenback



Digital Wax Carving Touch Pencil – Dual

- Touch-controlled temperature setting
- Two-line circuit, designed for simultaneous work
- Convenient magnetic cradle on surface
- Compartment in rear of unit for easy storage of carving tips
- Comes complete with six of the most commonly used waxing tips
- Easy to use
- Excellent heat conductivity
- Long service life
- Accurately maintains desired temperature
- Digitally displays temperature in either Celsius or Fahrenheit temperature scales
- Previous working temperature is stored in memory, even if the unit has been turned off
- Silicone cool-grip handle reduces hand fatigue and temperature transfer
- 2-year warranty

Technical Specifications:

VOLTAGE	AC 100-240V 50/60Hz 20W
DIMENSIONS	6" W x 4.8" D x 2.8" H 152mm x 122mm x 71mm
TEMPERATURE	50°C-200°C 122°F-392°F
WEIGHT	2.9 lbs. (1.3 kg)
NOTE: Minimum voltage supply should not exceed ± 10% of the nominal value	

Electric Heating Tool

- Operates with a variety of milling machines and surveyors
- Specially designed pencil tip permits excellent heat conductivity
- Five tips available for 0° (thin and thick gauge), 2°, 4° and 6°



Item No. Description

10159	Electric Heating Tool
-------	-----------------------



Digital Wax Pots

Wax Pots



- Digital Wax Pot – Multi Well**
- In addition to standard features:*
- Multi-well pot is capable of heating four different waxes simultaneously
 - Built-in thermostat to accurately maintain desired temperature
 - LED indicates when setpoint has been reached

Item No.	Description
10160	115V Digital Dipping Pot
10260	230V Digital Dipping Pot
10158	115V Wax Pot – Multi Well
10258	230V Wax Pot – Multi Well



- Standard Features**
- Easy to operate
 - Excellent insulation and heat conductivity
 - Current and preset temperature readings are easily visible
 - Heats wax quickly and maintains its liquid state
 - Maintains desired temperature accurately and precisely
 - 2-year warranty

- Digital Dipping Pot**
- In addition to standard features:*
- Stores previous working temperature in memory, even if the unit has been turned off
 - Easy selection of either Celsius or Fahrenheit temperature scales

Digital Wax Pot – Multi Well

Technical Specifications:

VOLTAGE	AC 115/230V 50/60Hz
DIMENSIONS	7.6" W x 4.5" D x 2.8" H 193mm x 114mm x 71mm
TEMPERATURE	50°C-120°C 122°F-248°F
WEIGHT	2.5 lbs. (1.13 kg)
NOTE: Minimum voltage supply should not exceed ± 10% of the nominal value	

Digital Dipping Pot

Technical Specifications:

VOLTAGE	AC 115/230V 50/60Hz
DIMENSIONS	4.3" W x 5.4" D x 2.8" H 108mm x 137mm x 71mm
TEMPERATURE	50°C-120°C 122°F-392°F
WEIGHT	1.9 lbs. (0.87 kg)
NOTE: Minimum voltage supply should not exceed ± 10% of the nominal value	



Vibrators



Heavy Duty Vibrator

- Wide vibration table enables simultaneous work on many rings
- Long wave or short wave options
- Variable intensity in both wave lengths



General Purpose

- Easily detachable rubber top allows for convenient cleaning.
- Variable intensity vibration helps prevent bubbles
- Ergonomic Design

Item No. Description

GENERAL PURPOSE VIBRATOR

- 10650 (115V 50Hz)
- 10655 (230V 50/60Hz)

HEAVY DUTY VIBRATOR

- 10675 (115V 50Hz)
- 10680 (230V 50/60Hz)

Technical Specifications:

	GENERAL PURPOSE	HEAVY DUTY
VOLTAGE	115V/60Hz	230V/50Hz
DIMENSIONS	140 mm (5.5") W	280 mm (11") W
	76 mm (3") H	110 mm (4.3") H
	140 mm (5.5") D	220 mm (8.7") D
WEIGHT	2.10 kg (4.6 lbs.)	6 kg (13.2 lbs.)



Water Bath

With Variable Temperature Control



A thermostatically controlled unit that maintains temperatures in a range of 32° C to 71° C (90° F to 160° F) to soften a variety of wax or compound materials.

Features:

- Easy-to-maintain stainless steel casing
- Removable stainless steel pan for easy sterilization
- Temperature indicator light shows when unit is heating
- Accommodates Hanau water bath pan
- Non-mercury thermometer for accurate temperature verification
- Safety feature: unit stops heating when pan is removed

Item No.

05325

Description

Water Bath Including Removable Stainless Steel Pan and Thermometer
Lift Tray Available Separately.



Replacement Parts

05326	#1578 Lift Tray
05327	#1576A Removable Pan
05328	Dial Thermometer



Technical Specifications:

VOLTAGE	115 VAC/60Hz
AMPERAGE	1.5A
WATTAGE	175W
DIMENSIONS	19 cm (7.5") Wide 12.7 cm (5.0") High 22.2 cm (8.75") Deep
CAPACITY	16.5 cm (6.5") Wide 10.8 cm (4.25") High 7.0 cm (2.75") Deep
TEMPERATURE	32° C–71° C (90° F–160° F) Variable
WEIGHT	2.3 kg (5 lbs.)



FURNACES



Pro 200 Series

Porcelain Furnaces



The Pro 200 Master Suite™ Software: graph-based application enables users to create, modify, print and transfer programs to furnaces directly from your computer



A USB drive allows software upgrades and program transfers in a matter of seconds

Item No. Description

PRO 200 PORCELAIN FURNACE

93005 115V/60Hz
93015 230V/50Hz

PROPRESS 200 PRESSING FURNACE

92005 115V/60Hz
92015 230V/50Hz

Accessories

95015 Vacuum Pump, High-Efficiency (115V/60Hz)
95005 Vacuum Pump, High-Efficiency (230V/60Hz)
96078 Silver Calibration Kit
95020 ProCheck Calibration Check Device
95026 ProCheck 200 Series Adapter



Pro 200 Series Quick-Cool Jet for fast cool with vacuum

Pro 200 and ProPress 200

Porcelain Furnaces are affordable yet intelligently designed with cutting edge technology. They have advanced cycles for e.max®, In-Ceram®, Wol-Ceram®, Captek™, sintered alloys and advanced porcelain products.

All Pro Series Porcelain Furnaces come standard with a Vacuum Pump and a 3-Year or 3,750 muffle hours warranty (US & Canada only). Should the unit ever need servicing, direct access to a service technician is provided, greatly reducing the turnaround time on repairs.

So when you buy Whip Mix Porcelain furnaces, you can be sure you're making an investment in the long-term success of your laboratory.

Features:

- Includes Pro 200 Master Suite™ software to create, modify & transfer programs from computer to furnace using a standard flash drive
- ProPress 200 accommodates 100, 200, and 300 gram rings
- Patented Quick-Cool Jet on all Pro 200 Series furnaces
- 200 open programs for Pressing or Ceramics.
- 3-year or 3,750 muffle hours warranty (US & Canada only)

Technical Specifications:

VOLTAGE	120 V ± 10% 50/60Hz 220 V ± 10% 50/60Hz	
POWER CONSUMPTION	Furnace Alone: 1,080W Furnace and Pump: 1,440W Maximum	
DIMENSIONS	PRO PRESS 200	PRO 200
	28 cm (11") W	28 cm (11") W
	64 cm (25") H	53 cm (21") H
	41 cm (16") D	41 cm (16") D
TEMPERATURE	1,200° C (2,200° F) Maximum	
WEIGHT	PRO PRESS 200	PRO 200
	32 kg (71 lbs.)	27 kg (59 lbs.)
MUFFLE CHAMBER	10 cm x 6 cm x 10 cm (3 1/4" W x 2 1/2" H x 3 1/4" D)	
MUFFLE WINDINGS	Quartz Tubing	
WARRANTY	3 years or 3,750 muffle hours on Unit, Muffle and Thermocouple U.S. and Canada only	

FireLite

Porcelain Furnace



FireLite Porcelain Furnace



Adjustable keypad/display panel can be angled for easy reading



LED status indicators allow the technician to follow the stages of a program while firing

Item No. Description

FIRELITE PORCELAIN FURNACE

91600	115V/60Hz
91601	230V/50Hz

Accessories

95015	Vacuum Pump, High-Efficiency (115V/60Hz)
95005	Vacuum Pump, High-Efficiency (230V/60Hz)

The Firelite is the perfect furnace for labs that demand performance and accuracy. With its small footprint and a multi-position keypad/display panel, this furnace is easy to use.

Features:

- Stores up to 50 firing programs you can customize for any type of porcelain
- Two-point calibration ensures firing accuracy for low- and high-fusing porcelains
- Special design ensures smooth lift operation – work pieces won't slump or vibrate off the lift
- Fast-cool cycle uses vacuum to cool the muffle, reducing down time between firing cycles
- Large elevated cooling tray allows for easy staging of work and quickly cools just fired restorations
- Customize the program end tune to distinguish this furnace from others in the lab

Technical Specifications:

POWER SUPPLY	110 VAC ± 10% 50/60 Hz
POWER CONSUMPTION	Furnace Alone: 850W Furnace and Pump: 1,100W Maximum
UNIT DIMENSIONS	28 cm (13.5") Wide 28 cm (13.5") Deep 41 cm (20.5") High
TEMPERATURE	1,200° C (2,190° F) Maximum
WEIGHT	31 kg (50 lbs.)
MUFFLE CHAMBER	10 cm x 6 cm (3 1/4" x 2 1/2")
MUFFLE WINDINGS	Spiral-wound Quartz Tubing
WARRANTY	3 years or 3,750 muffle hours on Unit, Muffle and Thermocouple U.S. and Canada only

Accessories

Furnaces



High-Efficiency Pump

High-efficiency pump runs quietly. Rated at 29.5" HG Maximum Vacuum and 1.75 CFM open flow. This oil-free, rocking-piston, low-noise with rugged construction pump comes complete with rubber feet and the muffler assembly in place. Use with Pro 100 Series, Pro 200 Series, and FireLite furnaces.



Silver Calibration Kit

The Silver Calibration Kit allows for accurate temperature calibration. Use with Pro Press 100, Pro 100 and Pro 100 Plus furnaces.



ProCheck™ Calibration Check Device

The ProCheck allows you to easily and quickly verify temperature calibration for all your Pro Series furnaces.

- You can verify accuracy and repeatability in less than 8 minutes.
- No costly silver wire expense, no porcelain tab expense, no slow "trial and error" with cool down cycles between iterations.
- One, easy to use kit can be used to check all Pro Series furnaces and insure they all fire the same relative to each other.
- LED clearly indicates five separate states; (1) Gross Underfire, (2) Mild Underfire, (3) On Temperature, (4) Mild Overfire, (5) Gross Overfire.
- Simply take a fully soaked furnace, spend less than one minute to slip in the special firing tray, slide the support bar into the table support, plug in the instrument box and dial in the QC temperature. Walk away until the instrument box begins beeping (typically less than 7 minutes to go from 600°C to 900°C) return to observe the instrument LED's when the furnace indicates the target temperature and the actual temperature. A successful QC check can be performed in less than 8 minutes.



- For even greater accuracy the buttons on your Pro Series furnace can be used to locate the exact temperature where the "underfire" and "at temperature" LEDs intersect. This will give you a +/- 1°C indication in less than five additional minutes and doesn't require any cool down cycles between adjustments.
- Comes set to the three standard Whip Mix Pro Series furnace calibration points of 1150°C, 1000°C, 850°C.

Technical Specifications:

ABSOLUTE ACCURACY	+/- 4.0°C
STABILITY/ REPEATABILITY	+/- 2.0°C at 1,200°C

Disposable Plungers

- Designed for use with any type of pressable ceramics in 2 or 5 gram ingots
- Made from material similar to investment for a uniform expansion/contraction rate and an uncompromised restoration

Item No. Description

Accessories

95015	Vacuum Pump, High-Efficiency (115V/60Hz)
95005	Vacuum Pump, High-Efficiency (230V/60Hz)
96078	Silver Calibration Kita
95020	ProCheck Calibration Check Device
95026	ProCheck 200 Series Adaptor
96315	2 gram, Box of 50, Disposable Plungers
96325	5 gram 16.5 mm, Box of 25, Disposable Plungers
96320	5 gram 18 mm, Box of 25, Disposable Plungers


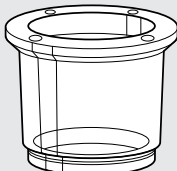
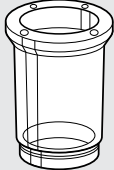
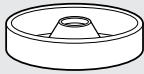

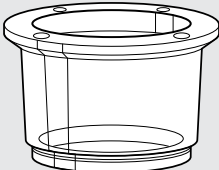
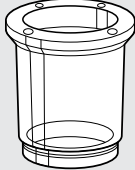




LAB SUPPLIES



Ringless Casting System

Makes Casting Even Easier

Item No.	Description		Item No.	Description	
32980	Sprues with Reservoir – 10 ga., blue (Box of 200)		33006	2" D. Clear Plastic Ring (#4094, 180 g cap.)	
35734	1 1/4" D. Clear Plastic Ring (#4092, 60 g cap.)		35149	2" D. Former (#4215)	
11908	1 1/4" D. Former (#4081)		33014	2 1/2" D. Clear Plastic Ring (#4095, 270 g cap.)	
32999	1 1/2" D. Clear Plastic Ring (#4093, 90 g cap.)		11975	2 1/2" D. Former (#4390)	
11940	1 1/2" D. Former (#4179)				

Whip Mix's Ringless Casting System includes four sizes of Rings and Formers and Preformed Wax Shapes.

Features:

- Tapered ring design for easy removal of mold
- Clear plastic rings are economical, durable and reusable
- Allows for maximum expansion of investment
- Eliminates the need for ring liner
- Clean burnout of all wax shapes
- Sprues with reservoirs which prevent porosity
- Durable, reinforced plastic former bases

Casting Rings and Formers



All Whip Mix Casting Rings are made of a special stainless steel. Even after repeated heatings they remain precision fitting and stable in size. They do not flake, corrode, or peel away, thus they have an unusually long life.

Whip Mix Crucible Formers are available in several diameters and large and small oval shapes made of durable plastic.

Selection Guide

Item Number	Product Number	CASTING RINGS			CRUCIBLE FORMERS		
		Size O.D. x Height	Metric Dimensions O.D. x Height	Mixing Amount (g) Phosphate/Gypsum	Item Number	Product Number	Diameter
11681	4085	1-1/4" x 1-3/8"	31.6 mm x 34.9 mm	60/50	11908	4081	1-1/4" (31.6 mm)
11703	4086	1-1/4" x 1-5/8"	31.6 mm x 41.3 mm	65/60			
11711	4087	1-1/4" x 1-7/8"	31.6 mm x 47.6 mm	75/60			
11762	4088	1-1/4" x 2-3/16"	31.6 mm x 55 mm	90/80			
11738	4181	1-1/2" x 1-9/16"	38 mm x 39.7 mm	90/80	11940	4179	1-1/2" (38 mm)
11770	4089	1-1/2" x 2-3/16"	38 mm x 55 mm	120/100			
11746	4180	1-3/4" x 1-9/16"	44.5 mm x 39.7 mm	120/100			
11789	4090	1-3/4" x 2-3/16"	44.5 mm x 55 mm	150/140	11967	4177	1-3/4" (44.5 mm)
29319	4214	2" x 1-7/8"	50.8 mm x 47.6 mm	120/100	35149	4215	2" (50.8 mm)
11754	4391	2-1/2" x 2-1/4"	63.5 mm x 57.2 mm	300/260	11975	4390	2-1/2" (63.5 mm)

InStep Wax

Casting Wax System



Whip Mix InStep waxes take the guesswork out of compatibility. The InStep family of products is formulated and manufactured with each component of the entire waxing process in mind. This ensures from blockout to final wax-up all your waxes will be compatible, greatly reducing the chance of defects in your castings.

The Whip Mix InStep Wax system contains four different waxes which have melting ranges which have been designed to work InStep with one another. These include a blockout wax for filling undercuts, a dipping wax with enhanced margin visibility and uniform thickness, and a carving wax which provides consistent control during build-up and cuts cleanly without stickiness or tackiness. The beige version of the carving wax is also scannable with many of the scanners available on the market today. Each component is designed to work InStep providing a burn-out without residue and optimized casting results.



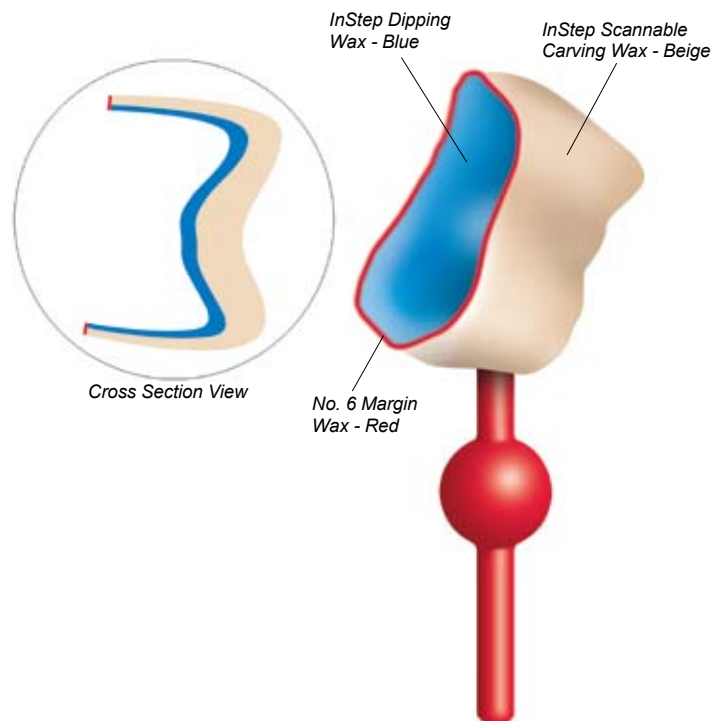
Blockout Wax

**Melting Range: 200°F - 210°F
(93°C - 99°C)**

- Used for blocking undercuts
- Adheres firmly to the model
- Dimensionally stable
- Carvable

Item No. Description

03884 InStep Wax Blockout Red 1.5 oz (42 g)



InStep Wax – Continued

Casting Wax System



Item No. Description

03885	InStep Wax Dipping Blue 7.05 oz (200 g)
03886	InStep Wax Scannable Carving Beige 1.5 oz (42 g)
03887	InStep Wax Carving Grey 1.5 oz (42 g)



Carving Wax

Melting Range: 145°F -155°F (63°C - 68°C)

- Provides visual discernment of anatomy
- Solidifies quickly
- Visual cue when ready to carve
- Melts at higher temperature than formers/sprues and lower than dip wax
- High polishability
- Cuts cleanly without stickiness or tackiness

Dipping Wax

Melting Range: 170°F - 180°F (77°C - 82°C)

- Produces uniform thickness (0.3-0.4 mm) within given temperature range
- Does not thin at the corners
- Doesn't have margin lift
- Elasticity/Memory to pull from undercut without distortion
- Visual cue to judge thickness
- Melts at higher temperature than carving wax
- Wax drains quickly and cleanly

InStep Die Lube

Long Lasting, fast drying release film that prevents wax copings from sticking to stone or epoxy die. Wax patterns separate easily from die, even when left for several days

Item No. Description

03888	14 mL (1/2 oz) Bottle with Brush in Cap
03889	100 mL (3-1/2 oz) Bottle
03890	225 mL (8 oz) Bottle



Waxes

Casting Waxes

Whip Mix inlay waxes are compounded for use in the production of the finest inlays. They may be flowed in the liquid state, softened over a flame, or in water at 54–60° C (130–140° F) and are easily adaptable to the cavity without crumbling. They maintain an even degree of workability over a wide temperature range, assuring ease and accuracy of adaption under pressure. Wax additions and corrections may be made with resultant homogeneous bonding. They are particularly outstanding for their excellent carving properties in which they shave smoothly without chipping or flaking. They conform to F.D.I. Spec. No. 4.

The **REGULAR** type is especially suited for indirect work at room temperature, or general use in cool weather.

The **HARD** type has a low flow property and is thus eminently suited for general use in warm weather.

The **#6** type is similar in flow to the Regular and is physically harder in carving.

Pliable Sticky Wax (Light Orange)

Its unusual tenacity ensures a positive attachment of patterns to sprue pins. Does not become brittle but retains its “tacky” property throughout a wide range of room temperatures. It has a low ash content, so elimination during burnout is readily achieved.

Regular Sticky Wax (Red)

A superior wax for all usual applications. Rigid at room temperature without being overly brittle. Flushes away cleanly with boiling water.

Life-Like Presentation Wax (White)

A white enamel-like wax that makes a more aesthetic case presentation. The hardness of Life-Like Presentation Wax assures easy carving properties and additions can be made with perfect blending. Its opacity is sufficient to hide colored die stones even with thin laminate veneer wax-ups. The Life-Like Presentation Wax wax-up also aids in the fabrication of temporaries.

Every case presentation with Life-Like reflects the quality, skill and attention to aesthetics the clinician's practice is built on.



Item No.

Description

CASTING WAX

Blue Green Red

(Regular)

09911	—	—	Box of 12 Sticks — 28 g (1 oz.)
10391	10383	—	Bulk Package of 120 Sticks — 280 g (10 oz.)
10170	10162	10189	Covered Tin — 42 g (1-1/2 oz.)

(Hard)

10464	10456	—	Bulk Package of 120 Sticks — 280 g (10 oz.)
-------	-------	---	---

(Regular — Assorted Colors)

09873	—	—	Box of 12 Sticks (3 ea. Blue, Green, Yellow, Red)
10367	—	—	Bulk Package of 120 Sticks (30 ea. Blue, Green, Yellow, Red)

(Hard — Assorted Colors)

09954	—	—	Box of 12 Sticks (3 ea. Blue, Green, Yellow, Red)
-------	---	---	---

No. 6 MARGIN WAX

(Assorted Colors)

10014		Box of 12 Sticks (3 ea. Blue, Green, Yellow, Red)
-------	--	---

PLIABLE STICKY WAX (Light Orange)

10847	Box of 12 Sticks — 28 g (1 oz.)
10855	Bulk Package of 120 Sticks — 280 g (10 oz.)

REGULAR STICKY WAX (Red)

10898	Box of 12 Sticks — 28 g (1 oz.)
10901	Bulk Package of 120 Sticks — 280 g (10 oz.)

LIFE-LIKE PRESENTATION WAX (White)

03875	Box of 12 Sticks — 28 g (1 oz.)
04359	Covered Tin — 42 g (1-1/2 oz.)

Gator Wax

Dip and Build-Up Waxes



Gator Waxes are tough and durable, yet incredibly carvable. They don't shrink towards bulk – so they won't pull away from the sides of the die. Once they're applied, low surface tension helps them adhere to all surfaces, producing a seamless, gapless fit. And because of their minimal shrinkage and distortion, you can wax cases today, then invest them at your convenience.

Because they are from the same family, yellow Dip Wax and blue Build-Up Wax can be used separately or blended together to create a green wax that is both tough and carvable and useful in many applications.

Item No. Description

GATOR DIP WAX (Yellow)

27162 Box of 88 Wafers — 227 g (8 oz.)

GATOR BUILD-UP WAX (Blue)

27170 Box of 88 Wafers — 227 g (8 oz.)



Liquids

For Models and Dies



Gator Die Lube

Provides a fast-drying uniformly thin release film that prevents wax copings from adhering to stone or epoxy die. And because it's long-lasting, wax patterns separate easily from the die, even when left overnight or for longer periods of time.



Lubritex No. 12 – Die Lubricant

A water-soluble lubricant that is equally effective on all types of die materials. Lubritex will not react with die or pattern materials and will not affect investments.



Smoothex – Debubbling Solution

A surface tension-reducing liquid for treating patterns to permit better adherence and flow of investment. Also excellent for treating synthetic impressions (Polysulfide, Silicone, or Polyether) before pouring casts.

Refillable, fine-spray bottles are easy to use and help keep debubbler clean by eliminating the need for dipping brushes or patterns.

Item No. Description

GATOR DIE LUBE

27111	14 mL (1/2 oz.) Bottle with Brush in Cap
27146	100 mL (3-1/2 oz.) Bottle
27154	225 mL (8 oz.) Bottle

LUBRITEX NO. 12

09784	100 mL (3-1/2 oz.) Bottle
09792	450 mL (1 pint) Bottle

SMOOTHX

29386	115 mL (4 oz.) Bottle with Fine Spray Pump
02313	225 mL (8 oz.) Bottle with Fine Spray Pump
09849	450 mL (1 pint) Bottle
29394	1 Liter (34 oz.) Bottle
12912	3.75 Liter (1 gallon) Container

ARMOR SHINE

09678	100 mL (3-1/2 oz.) Bottle
09679	1 Liter (34 oz.) Bottle

FOILCOTE

09687	100 mL (3-1/2 oz.) Bottle
09709	3.75 Liter (1 gallon) Container
27782	15 Liter (4 gallon) Case



Armor Shine – Paint-on Model Gloss

Armor Shine improves case presentations by providing a protective, high gloss coating to gypsum models. A single coat prevents dirt and oils from staining the model and protects against chipping. With less than one micron in thickness, Armor Shine does not create occlusal interference. Ideal for producing diagnostic wax-ups, study, C&B and ortho models of the highest quality.



Foilcote – Liquid Foil Substitute

When applied to plaster or stone, it seals the pores and forms a smooth surface that gives excellent separation of the denture from the mold. Eliminates the time-consuming tinfoiling and resulting creases.

Liquids – Continued

Gypsum Hardener (Winterized)

Replaces water as the gauging liquid for mixing with gypsum materials where increased hardness and reduced brittleness are desired; will also improve the “running” or flowing quality of the mix. It does not clinically affect the other properties of the die or model materials or plasters. This formula is not damaged by freezing.



Gyp-Strip

A highly effective gypsum remover, not only keeps equipment sparkling clean, it saves time and energy, too. Gyp-Strip's penetrating action removes plaster, stone and gypsum investments from mixing bowls, acrylic dentures, denture flasks, casting rings and non-aluminum articulators. Gyp-Strip is versatile – you can use it in an ultrasonic, or as an overnight soaking agent. Available in one-gallon jugs, Gyp-Strip requires no mixing or diluting.



Model Glow – Model Soap

Model Glow gives an incredibly high luster to gypsum models. Its special formulation does not yellow or flake and seals the pores to provide a protective coating. Its thin consistency does not affect occlusal accuracy. Long-lasting and can be used full strength or diluted. Models can be buffed wet or dry.



Green Envy

Tray Cleaner

- Removes alginate and gypsum from impression trays naturally - pH Neutral
- Dissolves the alginate and plaster residue - interacts instead of reacts with soils and surfaces - no need to scrap or scour
- Gentle to the skin and biodegradable - safer for the skin and safer for the environment
- Concentrated - mix with water to clean approximately 500 trays



Item No. Description

GYPSUM HARDENER (Winterized)

09717	450 mL (1 pint) Bottle
09725	3.75 Liter (1 gallon) Container
27774	15 Liter (4 gallon) Case

GYP-STRIP

27014	3.75 Liter (1 gallon) Container
27022	15 Liter (4 gallon) Case

MODEL GLOW

29009	3.75 Liter (1 gallon) Container
29017	15 Liter (4 gallon) Case

GREEN ENVY

09635	1 Kg (2.2 lb) Jar with Scoop
-------	------------------------------

P.D.Q. Kit – Prep Dies Quickly

A Complete System for Preparing Dies



Item No. Description

P.D.Q. KIT

10839 Complete P.D.Q. Kit, Including Hardener, Blue & Grey Spacer, Lubricant & Thinner

Items also available separately:

10626	14 mL (1/2 oz.) P.D.Q. HARDENER
10790	14 mL (1/2 oz.) P.D.Q. SPACER, Blue
10804	14 mL (1/2 oz.) P.D.Q. SPACER, Grey
10812	14 mL (1/2 oz.) P.D.Q. LUBRICANT
10820	28 mL (1 oz.) P.D.Q. THINNER

The P.D.Q. Kit is designed to facilitate the production of conventional crown and bridges and refractory dies for all porcelain restorations. Each kit contains half-ounce bottles of stone hardener, blue and grey spacer liquids, and lubricant, each with a convenient brush applicator and packaged in a functional plastic organizer for convenient access. The kit also includes a one-ounce bottle of thinner formulated for use with both the space liquids and the hardener. Each item in the kit is available separately.

P.D.Q. Hardener

P.D.Q. Hardener is a liquid polymer that is painted on the stone die. It soaks into the stone pores to seal, harden and waterproof. It protects margins, yet does not change the dimensions. This hardener also prevents water absorption from porcelain during build-up.

P.D.Q. Spacer

P.D.Q. SPACER liquids each provide a 12 micron space in a single coating. Alternating blue and grey colors ensure thickness – two applications provide the optimum 24 microns of space to relieve dies. The liquids are extremely fast-setting to maximize efficiency and are highly visible.

P.D.Q. Lubricant

P.D.Q. LUBRICANT is a water soluble lubricant with low surface tension that will form an extremely thin, even film. It facilitates the removal of wax patterns.

P.D.Q. Thinner

P.D.Q. THINNER may be used with both the spacer liquids and the hardener as required to restore optimum handling properties. Thinner replenishes the liquid that evaporates if the bottle is left uncovered.

MainStay™

Dowel Pin Systems



The MainStay Dowel Pin System is a uniquely designed system for fabricating crown and bridge working models with sectioned, removable dies.

MainStay II™

- Asymmetric, double pin design stabilizes pin in the base
- Ribbed plastic sleeve holds tight to the base while pin removes easily
- Rubber end cap stabilizes case while pouring base stone and eliminates searching for pins after basing
- Metal to stone contact at bottom of pin for added stability



1. Protective sleeve grips the pin creating positive indexing while protecting the base stone material from abrasion



2. End caps stabilize quadrant model while pouring base stone



3. End caps can easily be removed to expose dowel pins - eliminates use of dowel pin bur

MainStay™

- Single pin design aids placement in tight places
- Tapered blade design prevents rotation of sectioned dies
- Protective sleeve grips the pin and protects the base material from abrasion
- Rubber end caps stabilize quadrants and eliminates use of pin finding burs, saving time and increasing work flow

Item No. Description

08236	MainStay, Box of 1,000 Single Pins, Plastic Sleeves and Rubber End Caps
08240	MainStay II, Box of 1,000 Dual Pins, Plastic Sleeves and Rubber End Caps
08245	MainStay Drill Bit (1 bit per package)



Accessories

Special Liquid Concentrate

Formulated for use with X-20 Chrome, X-20 Speed, Ceramigold, Hi-Temp, Cera-Fina and V.H.T.

Freeze stable

Special Liquid Concentrate – Plus

Formulated for use with PowerCast, Formula 1 and Polyvest. Also formulated for use with Hi-Temp, Ceramigold, Cera-Fina and FastFire 15 investments to achieve greater expansion. **Keep from freezing**



Item No. Description

SPECIAL LIQUID CONCENTRATE (Freeze Stable)

02135	340 mL Bottle
02194	1 Liter Bottle
02130	6 Pk./340 mL Bottles
02190	6 Pk./1 Liter Bottles

SPECIAL LIQUID CONCENTRATE – PLUS

38122	340 mL Bottle
38127	1 Liter Bottle
38125	6 Pk./ 340 mL Bottles
38130	6 Pk./1 Liter Bottles

WATER GRADUATES (Plastic)

05622	26 mL (1 oz.) with 1 mL Marks
05630	100 mL (3-1/2 oz.) with 2 mL Marks

RING LINER (Cellulose, Non-Asbestos, Rolls – 60 Ft. Approx.)

14605	28 mm (1-1/8") Wide
14621	35 mm (1-3/8") Wide
14648	41 mm (1-5/8") Wide
16195	50 mm (2") Wide
14656	76 mm (3") Wide

DOUBLE END PATTERN PAINTERS

11665	Small
11673	Large

Water Graduates

The water/powder ratio of investments or die stones must be maintained precisely to secure the most accurate results. Whip Mix Water Graduates provide the means for measuring the water (or liquid) accurately. Water Graduates are plastic and are available in two sizes, 26 mL and 100 mL, and are marked off in 1 mL and 2 mL intervals, respectively. The flanged base of each graduate provides stability.

Ring Liner (Non-



Asbestos, Cellulose)

A liner that has no asbestos and none of its inherent hazards. This material has the necessary cushioning, but more importantly the correct water absorption quality which it feeds to the investment to provide and control setting expansion. During burnout it chars to a black ash which crumbles easily when the mold is pushed out of the ring. Liners should be 3 mm (1/8") short of each end of the casting ring.



Double End Pattern Painters

The highest quality Red Sable hair used as bristle for these brushes provides a soft yet resilient brush that does not mat or become limp when wet. The specially contoured handles provide a comfortable and secure grip. Their long life makes them a most economical brush to use.

Small

One end has hairs 5/8" long, while the other end has a small cluster 3/8" long. An excellent applicator of mixed investment to patterns, it is also the ideal brush for applying die lubricants, surface tension reducers (debubbler), and tinfoil substitutes. It is equally effective as an applicator for porcelain and plastic used in crown and bridge work and the stains used with these materials.

Large

One end has hairs 5/8" long. The other end contains a still larger cluster of 1" long, stiffer, white bristles. Both ends are used in applying investment material, especially to the gingival and interproximal areas, when flasking full and partial dentures.





TEACHING AIDS



Teaching Aids



Learn-A-Prep II

Learn-A-Prep II is an effective aid for the teaching of pre-clinical operative dentistry and a valuable tool for helping the dental student develop necessary dexterity and skill with a dental handpiece.

The three distinct resin layers of Learn-A-Prep II provide a way for students to:

- Learn the depth of the enamel, dentin and pulp layers
- Learn to differentiate the hardness between the enamel and dentin layers
- Practice before attempting a particular preparation on dentiform teeth

Recommended by Drs. Hardison and Skeeters of the University of Kentucky, College of Dentistry.



Mannequin Learn-A-Prep II

The #9684 Mannequin Learn-A-Prep II, is an excellent tool for hand coordination exercise.

It is designed to be placed inside the mannequin head to simulate tooth reduction inside the oral cavity.

The Mannequin Learn-A-Prep II will fit any mannequin that has a 1/4 x 28 inch screw size.

Wax Carving Shapes

Blocks and Rods. Especially developed to provide dental students with a wax suitable for carving tooth anatomy. Dental schools are invited to write for free samples and quotations.



Item No. Description

LEARN-A-PREP II

15810 #9683 Pkg. of 10

MANNEQUIN LEARN-A-PREP II

15829 #9684 Mannequin II, Pkg. of 10

Waxing Kit for "Drop Wax" Technique

Ivory

15385 Complete Kit (Includes: One Casting Wax, Regular, Assorted Colors, Box of 12 Sticks, 25 g Bottle Waxing Powder, Double End Pattern Painter – Large

15377 Waxing Powder, 25 g Bottle

Wax Carving Blocks (Opaque)

Ivory

11398 4.9 cm x 1.5 cm x 1.5 cm Block, Box of 50 (1-15/16" x 5/8" x 5/8")

Wax Carving Rods (Opaque)

Blue Green

11614 11630 4.6 cm (1-3/16") Diameter x 8.2 cm (3-1/4") Long, Each

Instructional Materials



Laboratory Techniques for Successful Crown & Bridge Restorations

This training module is filled with PowerPoint presentations offering laboratory techniques and step-by-step instructions for successful crown and bridge restorations. Included in this module are:

- Phosphate Investment Technique using FastFire 15
- Technical Tips for Crown & Bridge, Spruing and Investing
- Gypsum Bonded Investments
- Refractory Investments
- Maryland Bridge Technique
- Gypsum Overview
- Producing Working Models using Resin-Fortified Die Stone
- Removable Partial Denture Framework Fabrication
- Trimming Orthodontic Study Models



Obtaining Face-Bow Registration and Mounting Casts

This is the most complete series on articulation available from Whip Mix. Included in this module are:

- Model #8500 Articulator
- 2000 Series Articulators
- Model #2340 Articulator
- Complete Denture Technique using the Model #2240 Articulator
- 3000 Series Articulators
- 4000 Series Articulators
- Indirect Mounting Face-Bow
- Model 100 Simple Articulator



Inside Whip Mix DVD

A 6-minute DVD overview of Whip Mix products, manufacturing processes and laboratory testing. A view of Whip Mix as told from the inside.



Utilization of the 2240Q Articulator and Quick Mount Face Bow DVD

Featuring Robert F. Faulkner, DDS

Utilizing a Whip Mix 2240Q Articulator and QuickMount Facebow, Dr. Faulkner takes you step-by-step through the making of maxillary and mandibular impressions; recording a Face Bow record; obtaining a centric relation interocclusal record; obtaining the protrusive guidance record; and proper mounting of a patient cast. In addition this video shows the basic procedures of setting an articulator prior to mounting a patient cast. The video is divided into several chapters for easy review of each step.

Length: 32 minutes



Crown & Bridge Model & Die Preparation DVD

DVD will cover proper procedures involved with good model preparation. Pouring; Separating and Trimming; Pinning; Basing; Sectioning and Die Trimming are covered in this video. Successful completion of these steps will help insure the success of every prosthetic case.

Length: 16 minutes

The video is divided into chapters for easy review of each step.

Item No. Description

35379	Laboratory Techniques for Successful Crown & Bridge Restorations
35380	Obtaining Face-Bow Registration and Mounting Casts
35378	Inside Whip Mix DVD
33040	Utilization of the 2240Q Articulator and Quick Mount Face Bow
33050	Video: Crown & Bridge Model & Die Preparation

Video Cassette Series

Instructional Materials



Whip Mix Articulator Utilization: The 3000 Series

This video provides instructions on using the 3000 Series Articulators. Produced at the University of Manitoba Faculty of Dentistry by Dr. Duane Douglas and Dr. Denny Smith, this videotape covers procedures on both dentate and edentulous patients. Topics covered on the video include: Face-Bow registration, making interocclusal records, cast mounting, fabrication of a custom incisal guide table, and utilization of the Adjustable Guide Table.

Length: 24 minutes. VHS format.

Item No. Description

24015	The Face-Bow Transfer and Mounting of Casts: Whip Mix #8645 "QuickMount" Face-Bow and Model 8500 Articulator
33032	Whip Mix Articulator Utilization: The 3000 Series

The Face-Bow Transfer and Mounting of Casts: Whip Mix Model 8645 "QuickMount" Face-Bow and Model 8500 Articulator

This demonstration video provides an in-depth examination of the features and uses of the Whip Mix Model 8645 "QuickMount" Face-Bow and Model 8500 Articulator, including techniques for obtaining inter-occlusal records. Program features clinician Dr. Jeffrey P. Okeson, D.M.D., and was produced in cooperation with the University of Kentucky, College of Dentistry, Department of Restorative Dentistry.

Length: 25 minutes. VHS format.